

Junior ambassador project

Building global friendships and connection

Traditional Chinese clothes

Traditional Chinese clothes are different from what we wear today. Let's take a look at some of them.

a Tang suit (Tangzhuang)

A Tang suit is a type of Chinese jacket. Anyone can wear it!



a cheongsam (Qipao)

A cheongsam is a dress for women and girls.



A lot of Chinese people wear these clothes at Chinese New Year and weddings.



Chinese people usually wear red and gold at happy events.



Project time

Introduce a traditional Chinese costume.

Step 1: Research

What are they called?

When do people usually wear them?

Traditional Chinese costume

What colour do people usually wear at happy events?

Step 2: Plan and create

- Find a traditional Chinese costume to wear in your presentation. You can use a photo if you don't have one.
- Write three sentences with your research findings.



You can describe the costume you are wearing too!

Step 3: Present

I am going to talk about ... today.
People usually wear them ...
People usually wear ...
I think ... are beautiful.



Junior ambassador project

Building global friendships and connection

Amazing animals in China

Let's meet these amazing animals you can see in China!

Red pandas are good at climbing trees.

They eat leaves and bamboo.

Red pandas

white markings on the face

brown fur

long, bushy tail



black arms and legs

Giant pandas

dark eye patches

Pandas can spend 10 hours a day eating bamboo leaves!

They are big but they can climb trees.

black and white fur



Project time

Introduce an amazing animal in China.

Step 1: Research

Animal:

How do they
look like?

What do they eat?

What do they like
to do? /
What can they do?

Step 2: Plan and create

- Create a poster.
- Draw the animal and label the body parts.
- Draw what they like to eat.
- Write a sentence about what they like to do or can do.

Step 3: Present

I am going to talk about ... today.

You can see them in China.

They have ...

They eat ...

They like ...

I think they are cute!




Junior ambassador project

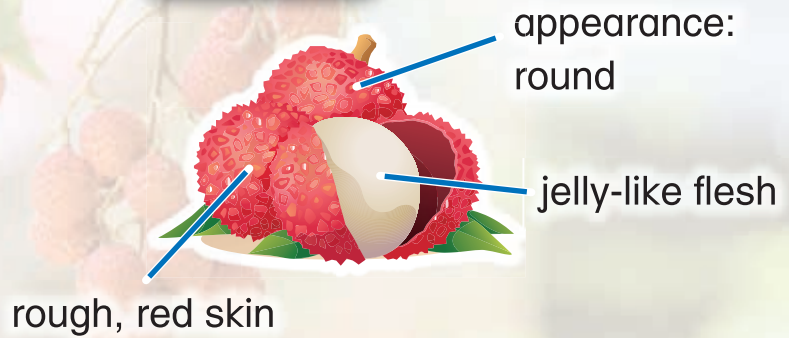
Building global friendships and connection

Famous fruit in China

Different parts of China are famous for different kinds of fruit. Here are two kinds of sweet and delicious fruit!




Lychees



Guangdong Province is famous for growing lychees. We can enjoy them fresh or dried.



Longans



dried longans



a longan tree

Guangdong Province is also famous for growing longans. People like using dried longans in Chinese medicine.

Project time

Introduce a kind of famous fruit in China.

Step 1: Research

What do they look like?	What do they taste like?
Fruit:	
Which Chinese province / city is famous for them?	Where do they grow?

Step 2: Plan and create

- Create a poster.
- Draw the fruit and label the different parts.
- Write a sentence about where it grows or the province / city it is from.



You can include the real fruit in your presentation!

Step 3: Present

I'm going to talk about ... today.
They are ...
... is famous for growing ...
They grow on ...
I like eating ... very much. I hope you like them too!



Junior ambassador project

Building global friendships and connection

Fun Chinese festivals

There are many interesting Chinese festivals. Which festival do you like best?



People carry lanterns and go out at night. They also solve riddles on lanterns in parks.

Lantern Festival

Lantern Festival is in spring. It marks the end of Chinese New Year.

People like eating sweet dumplings at Lantern Festival. Inside the dumplings, you can find sesame paste, red bean paste, etc.



Winter Festival

Winter Festival is in winter.

Festive food in Southern China: sweet dumplings



Festive food in Northern China: dumplings



People enjoy a big family dinner. There are a lot of dishes such as chicken and steamed fish.

Project time

Introduce an interesting Chinese festival.

Step 1: Research

Festival:

When is the festival?

What do people do at this festival?

What do people eat at this festival?

Step 2: Plan and create

- Create a photobook.
- Collect photos of the festival.
- Write a caption for each photo to talk about the festival.

Step 3: Present

The festival I want to talk about is ...
... is in ...

People usually ...

They usually eat ...

This festival is fun. I celebrate it with my family every year.



Junior ambassador project

Building global friendships and connection

Traditional Chinese food

Chinese food is delicious. How much do you know about traditional Chinese food?

Rice dumplings (*Zongzi*)

People usually eat rice dumplings to celebrate Dragon Boat Festival.



pork belly



Chinese mushroom



salted egg yolk



glutinous rice (or sticky rice)



bamboo leaves

We stuff the glutinous rice with different ingredients and wrap them in bamboo leaves.




Lucky pot (*Poon choi*)

This traditional dish has many layers of ingredients in a large basin. Nowadays, we usually eat it at Chinese New Year family reunions.

green vegetables



prawn



roasted pork



abalone



dried scallop



Each ingredient has a special meaning! For example, prawns mean joy and laughter in Cantonese.

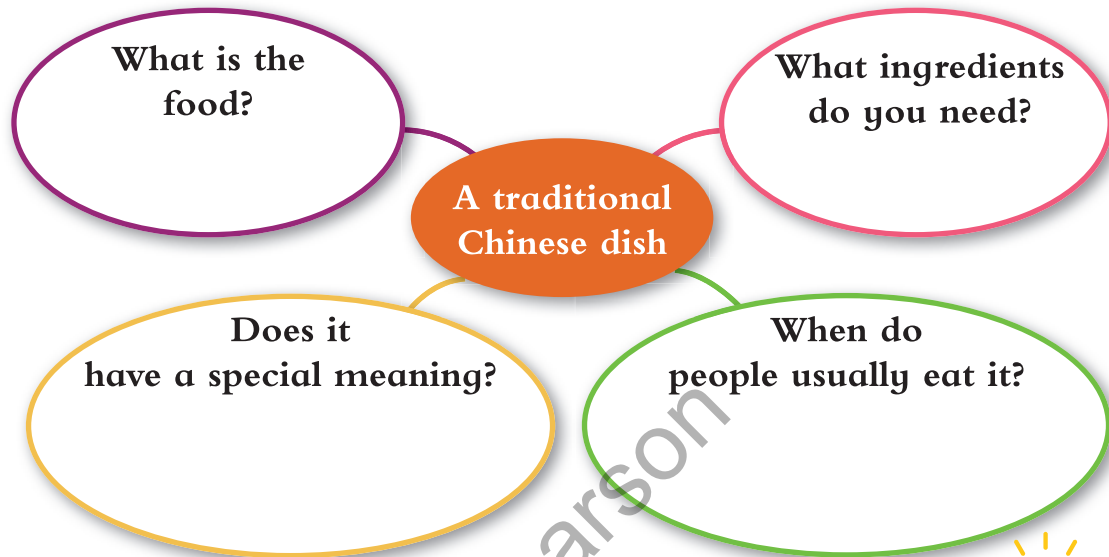
HA HA



Project time

Introduce a traditional Chinese food.

Step 1: Research



Step 2: Plan and create

- Create a slideshow presentation.
- Include photos of the food and ingredients.
- Add notes, labels and sentences to introduce the food.



You can even include the real food in your presentation!

Step 3: Present

I'm going to talk about ... today.
To make ... , you need ...
We usually eat it / them at ...
I like ... a lot. I hope you like it / them too!



Junior ambassador project


Building global friendships and connection

China at the Olympics

Did you know Beijing is the first city that hosted both the Summer and Winter Olympics?

Beijing as the host city

the Bird's Nest



the Water Cube

In the summer of 2008 and winter of 2022, athletes from around the world gathered in Beijing to compete in sports events.

Here are some examples of Chinese Olympics dream teams.

Chinese Olympics dream teams

Diving

Chinese athletes are very good at diving events. They often win gold medals.



Weightlifting

China has many good weightlifters too. They set new records.



Table tennis

The national table tennis team is another gold medal-winning team in both men's and women's events.

We are proud of our hard-working National and HKSAR athletes!

Project time

Introduce China's achievements in the Olympics.

Step 1: Research

China's achievements in the Olympics

When did Beijing host the Summer and Winter Olympics?

Which sports are Chinese athletes good at?
(Give some examples)

How many medals did the National team and HKSAR team win at the last Summer Olympics?

Step 2: Plan and create

- Create a poster.
- Collect photos to illustrate China's achievements in the Olympics.
- Add notes and captions to support your presentation.



Include ideas on what we can learn from the athletes.

Step 3: Present

I'm going to talk about ... today. Beijing hosted ... Chinese athletes are ... In the last Olympics, ...

From the athletes, I can learn that ...

I enjoy watching both the Summer and Winter Olympics. I feel very proud every time I see Chinese and HKSAR athletes win gold medals.



Junior ambassador project

Building global friendships and connection

The four great inventions of China

Paper making, printing, gunpowder and the compass are the four great inventions of ancient China. How much do you know about them?

Paper making



Who? Cai Lun invented a new paper making method.

How? He added new materials and invented a machine to make better paper.

Printing

Song Dynasty



Who? Bi Sheng invented a new printing method.

How? He made a type piece for each Chinese word and put the type pieces on an iron plate to print books.

With the new methods of paper making and printing, it was easier and cheaper to print more books. This helped spread knowledge.

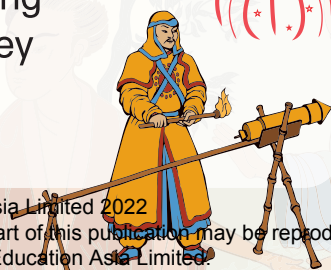


Gunpowder

How? By accident, people made an explosive mixture when making medicines. Over time, they improved the mixture and invented gunpowder.



Usage: At first, people used gunpowder in making fireworks. Later, they used gunpowder in weapons.



The compass



How? People used magnets to make the first compass.

Usage: At first, people used the compass for studying stars and fortune telling. Later, they used the compass to find direction at sea.



Project time

Introduce one of the four great inventions of China.

Step 1: Research

What is the invention?

Who invented it? When?

How did they make it?

What is the use of the invention?

Step 2: Plan and create

- Create a slideshow.
- Collect photos of the invention.
- Add notes and captions to introduce the invention.



Share your ideas on how the world benefited from this invention.

Step 3: Present

I'm going to talk about ... today.
... invented ... in the ... Dynasty. / People ...
This invention has great impact on us ...
I think this invention is fantastic. It shows how smart ancient Chinese were. Do you agree?

The Four Great Inventions of China:
The compass



the compass we use nowadays

Junior ambassador project

Building global friendships and connection

Ancient schools in China

Chinese schools in the past were very different from what we have today. Let's find out the differences together!

In the past, only boys could go to school while girls stayed home and helped with the housework. There were two kinds of schools: state schools and village schools. State schools were for rich and noble children and village schools were for ordinary children.



a village school


The **Four Treasures of the Study** were the stationery every student used in the past.



paper

inkstone

brush



ink



The **Six Arts** were very important in Chinese culture. In the past, an excellent student had to be good at the Six Arts.

Rites

Students learnt about good morals, such as kindness, honesty and manners.



Music

Students learnt how to play music.



Archery

Students learnt how to shoot with bows and arrows.



Chariotry

Students had lessons on how to drive a chariot. It was a vehicle pulled by horses.



Maths

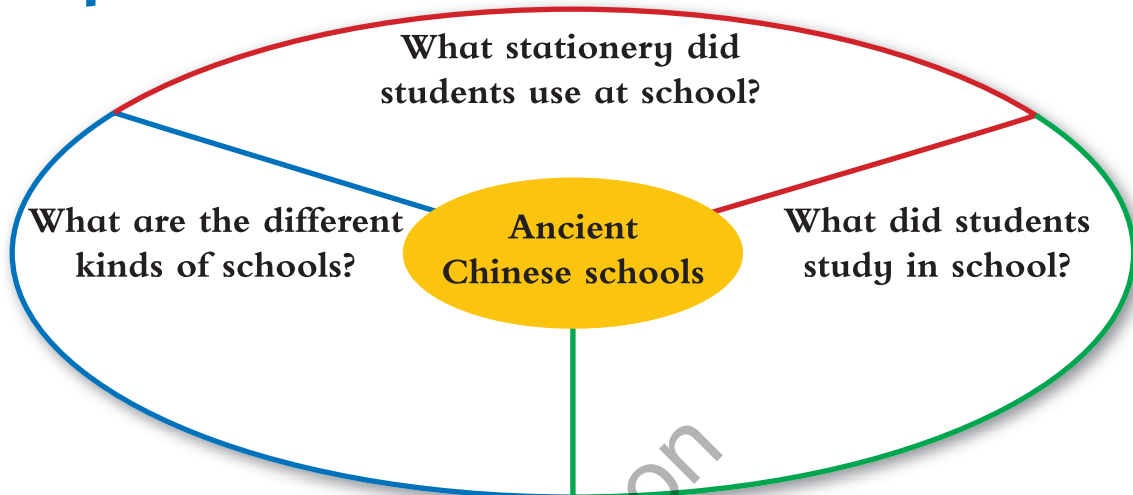
Students learnt to count and do sums.



Project time

Introduce what studying was like in ancient Chinese schools.

Step 1: Research



Step 2: Plan and create

- Prepare a set of the Four Treasures of the Study and demonstrate the use of it in your presentation. You can even demonstrate the art of calligraphy!
- Plan what you are going to say to introduce ancient Chinese schools based on your research findings.



Compare the Four Treasures of the Study with modern stationery. Which ones are more convenient?

Step 3: Present

I'm going to talk about schools in ancient China today.
There are different kinds of schools ...
Students learnt ...
Our modern stationery is ... compared to the Four Treasures of the Study ...



Junior ambassador project

Building global friendships and connection

Tourist attractions in China

Our country has a long history and there are many amazing places to visit. Let's take a look at some of the famous attractions.

The Great Wall

The Great Wall is more than 2,000 years old. It stretches across Northern China for over 20,000 km. It is the longest man-made structure in the world.

In the past, emperors built the Great Wall to protect China from enemies. Now, we can hike the Great Wall to look at the beautiful scenery.

The Palace Museum

The Palace Museum is a national museum inside the Forbidden City in Beijing. The Forbidden City was the palace of former emperors. 24 emperors worked and lived there.

There are more than 1,800,000 exhibits in the Palace Museum. We can look at the valuable exhibits, such as ceramics, sculptures and timepieces, and learn about Chinese history.

The Palace Museum also has mobile apps for us to learn Chinese history in a fun way. For example, you can role-play an emperor in Qing Dynasty in a mobile game.

Project time

Introduce a famous tourist attraction in China.

Step 1: Research

Tourist attractions in China

Which attraction do you want to visit?

Where is the attraction?

What can you see / do there?

Step 2: Plan and create

- Create a slideshow presentation.
- Include photos of the tourist attraction.
- Add notes and captions to introduce it.
- Explain why you want to visit this attraction.



Include ideas on how to be responsible tourists.

Step 3: Present

There are many amazing tourist attractions in China. Today, I'm going to talk about

... is in ... It is / has ... There is / are ...

In ... , I can ...

When we visit a place, we should / shouldn't ...

I want to visit ... because I hope I can visit there in my next holiday. I'm sure it'll be fun!



Junior ambassador project

Building global friendships and connection

Aerospace technology in China

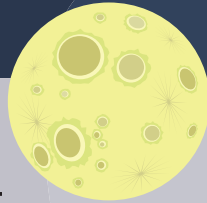
China has been working very hard to develop aerospace technology. Let's have a look at the key milestones.



Shenzhou 5

2004

Chang'e Project began. It aimed to explore the Moon.



2013

In June, Chinese female astronaut Wang Yaping held China's first space-based class. She did science experiments in space and chatted with students on Earth.



In December, *Yutu*, China's first moon rover, successfully reached the Moon. It found a new kind of moon rock and helped scientists better understand the Moon.



Yutu

A moon rover is a vehicle that can move on the surface of the Moon.

2022

In April, three astronauts from *Shenzhou 13* returned to Earth after a 183-day mission, which is the longest space mission in China so far. In the mission, they had spacewalks, gave space-based lessons and carried out different experiments.

2003

In October, the first human spaceflight mission, *Shenzhou 5*, took off. The mission lasted for 21 hours and 23 minutes.



Yang Liwei was the first Chinese astronaut in space by *Shenzhou 5*.

2011

In September, China's first space station *Tiangong 1* lifted off. Astronauts lived and worked there.



Tiangong 1

2021

In May, China's first Mars rover, *Zhurong*, landed on Mars. It sent back photos and videos of Mars, which are very helpful to scientists.



Zhurong

Project time

Introduce one of the latest developments in the aerospace technology in China.

Step 1: Research

When did it start?

What was the development about?

Latest aerospace development in China

Give some details about the development.

Step 2: Plan and create

- Collect photos of the development.
- Plan what you are going to say to introduce the development using your research findings.



What qualities are needed to become astronauts? What can we learn from them?

Step 3: Present

After many years of hard work, China has made a lot of great achievements in aerospace technology. Today I'm going to talk about ...

It ...

To become astronauts, we need to ...
I hope I will be able to ... like them one day!



Junior ambassador project

Building global friendships and connection

Chinese opera


Chinese opera is a traditional Chinese musical performance. Actors and actresses sing and dance (and sometimes do martial arts) along with music.

It has a long history and it is still popular today. There are different kinds of Chinese operas such as Sichuan Opera and Cantonese Opera.



Costumes

Chinese opera costumes are colourful. Most of the costumes are made of silk.



The beautiful patterns on the costumes are hand-sewn. It takes a lot of hard work and patience.



black = honest, selfless



white = cunning



Make-up

Performers wear colourful make-up, especially in Beijing Opera. Members of the audience know what kind of characters the performers are by looking at the colours of their faces.

red = brave, loyal



green = careless, impatient



yellow = cruel, violent



Music

Music plays a very important role in Chinese opera. Here are some of the musical instruments that are often used in Chinese opera:

dizi



gong



pipa




erhu



Fun fact

In Sichuan Opera, there is an amazing skill called 'face-changing'. Performers change their face masks very quickly like magic. They can change 10 masks in about 20 seconds!



Project time

Introduce one interesting element of Chinese opera.

Step 1: Research

What is the element?

What is so special about this element?

One interesting element of Chinese opera

Describe the design of this element.

Step 2: Plan and create

- Plan how you are going to introduce the element using your research findings.
- Explain why you think the element is amazing.
- To make your presentation more interesting, you can create a mask, costume or prepare to perform a musical instrument.



Include ideas on how we can help to preserve Chinese opera.

Step 3: Present

Chinese opera was a kind of entertainment in ancient China. It is still popular today.

There are many elements in Chinese opera. Today I'm going to talk about ... It ...

I think ... is amazing because ...

Chinese opera is an important art form in Chinese culture. I hope it will still be popular in the future.

To help preserve this culture, we can ...



Junior ambassador project

Building global friendships and connection

Chinese cities

China, with an area of more than 9,500,000 km², is in Asia. Its official name is the People's Republic of China. It has 23 provinces and more than 600 cities. Over 1,450,000,000 people live here.



Beijing is the capital of China. It is in the north of China. It is one of the oldest cities in the world with a history of over 3,000 years.

Shanghai is in the middle of China's east coast. It is the most populated city in China. It has a population of 23.4 million! Shanghai is one of the main trading centres in the world. Therefore, the city is very busy and is filled with high-rise buildings.



Chongqing is the biggest city in China. It is in the southwest. The Yangtze, the longest river in China, flows through Chongqing. Chongqing is also called 'mountain city' because of its uneven landscapes and steep valleys.



Hangzhou is in the southeast of China. It is famous for its beautiful West Lake. Hangzhou is also well-known for its tea. It has been an important tea-planting area since the Tang Dynasty.



Hong Kong and **Macao** are in the south of China. They became special administrative regions under 'one country, two systems' in 1997 and 1999.

Project time

Introduce one of the cities in China.

Step 1: Research

A city in China

How many people live in the city?
What is so special about the city?

What city is it?
Where is the city?

What landmarks are there?
What is it famous for?

Step 2: Plan and create

- Create a slideshow presentation.
- Include photos of the city and its landmarks.
- Add notes and captions to introduce it.
- Share your experiences if you have been to the attractions before.



Share ideas on things we can do to learn more about the lives in other Chinese cities.

Step 3: Present

Share your video with your class.

China is a big country and there are many cities. I'm going to talk about ... today.

... is in the ... of China. It's ... and ... people live there. It's a beautiful city with different landmarks. For example, ...

To understand lives in other Chinese cities, we can ...

I hope I can visit ... soon! / I've been ... and I had a really great time!

The Oriental Pearl TV Tower is one of the landmarks in Shanghai.

