

Text 1

A Look at the directory and read the conversation.

Sunshine Children's Centre	
3/F	Computer room
2/F	Art room and music room
1/F	Toy room
G/F	Reading room and tuck shop



Mrs White: Hello. Can I help you?

Henry : Yes. I am a new member. What can I do here?

Mrs White: There's a music room on the second floor. You can sing there.

5 Henry : Hmm ... I don't like singing.

Mrs White: There's a reading room. You can read books and magazines there.

Henry : No, thank you. I read books at home every day. I want to do other things.

10 Mrs White : There's a toy room on the first floor. You can borrow toys, sit on the colourful, soft mat and play with other members there.

Henry : I don't want to play with toys. I want to speak English.

15 Mrs White: Your English is very good! You can be my helper and speak English with me here on the ground floor.

Henry : That's great!

Reading skills:

- Locate specific information in a short text in response to questions
- Guess the meaning of unfamiliar words by using contextual clues
- Identify and understand some adverbs of place
- Confirm meaning by re-reading a sentence


Date: _____

B Look at the directory and read the conversation again. Where are the children? Fill in the blanks.

1 I'm on the third floor.



2 I'm on the first floor.


C Blacken ● the circles.

1 Henry _____.

- A. doesn't like reading
 B. reads books every day
 C. can't find the reading room




2 Read lines 3–4: You can sing there.
What does 'there' refer to?

- A. the ground floor
 B. the music room
 C. the children's centre

3 What CAN'T you do at the children's centre?

- A. buy snacks
 B. draw pictures
 C. swim

4 Which of the following is a mat?

- A.  B.  C. 

5 Mrs White works near the _____.

- A. art room
 B. toy room
 C. tuck shop

Skill understand *here* and *there*

Read the sentence before carefully.

Skill guess unknown words

What can you do with a mat?

What does Mrs White say at the end?
Where is she?



Date: _____

Text 2 **A** Read the message.**A welcome message from the Headmaster**

Hello, Primary 1 students. Welcome to Sunny School. Let me tell you about your new school.

All Primary 1 classrooms are on the second floor. Please use the stairs to get to your classrooms. Don't use the lifts. They are for
5 teachers.

There is a big playground in our school. You can play ball games with your friends there during recess.



There are a lot of special rooms in our school. The music room
10 and the art room are on the third floor. The computer room and the library are on the fourth floor. The sports hall is on the first floor. This year there is a new rock climbing wall in the sports hall. It is fun!

See you soon!



Y. H. Wong
Mr Y. H. Wong,
Headmaster

Reading skills:

- Locate specific information in a short text in response to questions
- Understand the connection between ideas by identifying cohesive devices such as pronouns
- Confirm meaning by re-reading a sentence or paragraph

Date: _____

B Read the message again and write the places in the directory.

4/F	computer room / library	library / computer room
3/F	music room / art room	art room / music room
2/F	classrooms	
1/F	sports hall	
G/F	playground	

C Blacken ● the circles.

1 This message is for ____ .

- A. teachers
- B. new students
- C. the headmaster

2 Read lines 4–5: They are for teachers. What does the word ‘they’ refer to?

- A. lifts
- B. teachers
- C. stairs

Skill pronoun reference

Read the sentence before carefully.

3 Which of the following is true?

- A. Mr Wong is a P1 teacher.
- B. Students can use the lifts to get to their classrooms.
- C. Students can play ball games on the ground floor and the first floor.

4 What is new at the school?


- A. the playground
- B. the rock climbing wall
- C. the sports hall

My Progress Ask students to turn to p.31 and draw the smileys.

Rules in Monkey Land

1. Climb the trees and get fruit for other animals — it is good to share.
2. Pick the flowers and eat them — they are yummy.
3. Don't put banana skins in the bin — wear them on your head.
4. Don't spit on other animals — they don't like it.
5. Don't feed or touch the people in the forest — they are dangerous.
6. Don't keep quiet. Be noisy. Lions don't like noise. It scares them away.
7. Look out for lions. They can eat you. Don't sit still or line up at the swings — a lion can catch you.
8. Have fun!

By Ben Monkey



Reading skills:

- Recognise the format and language features of some common text types, e.g. rules
- Locate specific information in a short text in response to questions
- Understand the connection between ideas by identifying cohesive devices such as pronouns
- Guess the meaning of unfamiliar words by using contextual or pictorial clues
- Confirm meaning by re-reading a sentence

Date: _____

Skill pronoun reference

Read the sentence before carefully.

B Read the rules again and answer the questions.

1 Read Rule 7: They can eat you. What does the word 'they' refer to?

Lions.

2 Which rule asks monkeys to share fruit?

Rule 1.

Teacher's note: Please note that for short answers, other possible responses include words all written in small letters and without full stops. For example, 'Lions. / Lions / lions' are all possible answers to Part B Question 1.

C Blacken ● the circles.

1 The monkeys see a lion. What must they do?

- A. keep quiet
- B. sit still
- C. make a noise

Skill scanning

Which rules are about lions? Read them carefully.




2 Which sign CAN'T you see in Monkey Land?

- A. 
- B. 
- C. 

Put a tick under the sign if you can find the rule. The one without a tick is the answer.



3 Read Rule 6: It scares them away. How do the lions feel?

- A. 
- B. 
- C. 

D Answer the question in a complete sentence.

What does Ben think of the people in the forest?

Ben thinks the people in the forest are dangerous.

Text 2 **A** Read the riddles.

○ **Where am I?** ○



1



In this place you mustn't shout.
You mustn't jump or run about.
You must sit still on your chair.
You can read lots of books there.

2



In this place you mustn't eat.
You mustn't rush to a seat.
You mustn't shout or spit.
Stand up so Grandma can sit.

3



In this place you can play for hours.
It is fun but you mustn't pick the
flowers.
You mustn't climb the trees.
You must keep off the grass, please.

4







In this place you can learn.
You must wait for your turn.
You mustn't eat or drink.
You must type on the keyboard
and think, think, think!

Reading skills:

- Recognise the format and language features of some common text types, e.g. riddles
- Locate specific information in a short text in response to questions
- Guess the meaning of unfamiliar words by using contextual or pictorial clues
- Confirm meaning by re-reading a sentence

Date: _____

B Read the riddles again. Match the pictures with the riddles.
Write 1, 2, 3 or 4.

<p>a</p> 	<p>b</p> 	<p>c</p> 	<p>d</p> 
<p>4</p>	<p>1</p>	<p>3</p>	<p>2</p>

C Blacken ● the circles.

1 Which riddle tells you to keep quiet?

- A. Riddle ① only
- B. Riddle ② only
- C. Riddles ① and ②

2 Read Riddle ③. What CAN'T you do in this place?

- A. play with your friends
- B. walk on the grass
- C. look at the flowers

3 The riddles do NOT talk about rules _____.

- A. in the garden
- B. in the canteen
- C. in the library

4 Read Riddle ④. Which picture shows a keyboard?

- A.
- B.
- C.



My Progress Ask students to turn to p.31 and draw the smileys.

Teacher's note:

Boosters in this book provide extra practice for some common text types.

Date: _____

 **Super E-Book**

You can go over the exercises and check the answers with students using the Super E-Book.

A Read the pamphlet.



A great place for your pets!

Address:

10 Purple Street,
Kowloon Bay

Opening hours:

10 a.m.–7 p.m.
(Mon–Sun)



Playrooms

There are three playrooms in Pet House. They are on the first floor. We have lots of pet toys!

We have a special area for small pets — hamsters, rabbits and guinea pigs.



Playground

Pets can climb trees, run and jump here!



Cafe

Are your pets hungry? Come to the second floor.



Studio

Our studio is on the third floor. We have beautiful clothes for your pets. Don't forget your camera!



Reading skills:

- Scan a text to locate specific information by using strategies such as looking at words in bold
- Identify key words for the main idea in a sentence
- Skim a text to obtain a general impression and the gist or main ideas

Date: _____

B Read the pamphlet again and fill in the blanks.

- 1 Pets can climb trees in the playground.
- 2 There are 3 / three playrooms.
- 3 The cafe is on the 2/F / second floor.
- 4 There is a studio on the 3/F.

Skill scanning

Look for words in bold in the pamphlet.

C Blacken ● the circles.

- 1 Pet House is
- NOT
- for ____.

 A. B. C.

- 2 At Pet House, pets
- CAN'T
- ____.

 A. play in the water B. eat C. put on clothes

What can pets do at Pet House?
The one you can't find in the pamphlet is the answer.



- 3 You can see ____ at Pet House.

 A. B. C.

- 4 The writer of the pamphlet wants us to ____.

 A. buy a pet B. visit Pet House C. take photos of our pets**My Progress** Ask students to turn to p.32 and draw the smileys.