

Text 1 **A** Read the comic strip.

New friends

1 Jim meets a new friend.

Hello. I am Jim Wong. What is your name?

Nice to meet you, Jim. My name is Mandy Lee.

2

I am seven years old. How old are you?

I am six years old.

3 It is time for class.

1A 1C

Bye, Mandy!

Bye, Jim!

4 At recess ...

Hi, Mandy!

I am not Mandy.

5

Oh! What is your name?

My name is Sandy Lee.

6

This is my sister, Mandy.

Hi, Jim!

7

How old are you, Sandy?

I am six years old.

8

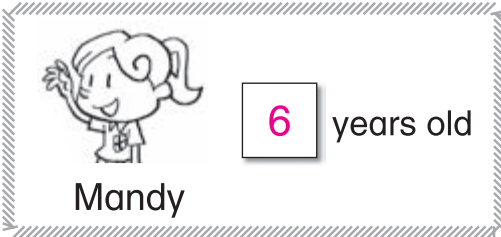

We are twins!


Reading skills:

- Locate specific information in a short text in response to questions
- Guess the topic by using personal experiences and knowledge of the world
- Guess the meaning of unfamiliar words by using contextual or pictorial clues

Date: _____

B Read the comic strip again. How old are the children?

1  2 

3 

C Blacken ● the circles.

1 Read Picture ④. Jim sees ____.

- A. Candy B. Mandy
 C. Sandy

What does the girl say to Jim?



2 The children are at ____.

- A. B. C.



3 Which of the following are 'twins'?

- A. B. C.



friends of the same age



classmates of the same age



sisters or brothers of the same age

Skill guess unknown words

Read Pictures ⑤–⑧ carefully.

Date: _____

Text 2 **A** Read the conversation.

It is the first day of school at Robot School.

Teacher (T): Good morning. Welcome to Class 1D.

My name is Miss Chan.

I am your class teacher.

5 Robot (R) : Hi, Miss Chan. Nice to meet you.

Teacher (T): Nice to meet you too.



T: What is your name?

R: My name is C3P7.

10 T: Nice to meet you, CP...

R: C3P7.

T: Yes, C3P7. How old are you?

R: I am five.

T: OK. You are five years old.

15 R: No, no, no! I am five days old.
I am a new robot.

T: Wow!

R: This is for you, Miss Chan.

T: ...




Reading skills:

- Locate specific information in a short text in response to questions
- Make predictions about stories using contextual or pictorial clues
- Confirm meaning by re-reading a sentence or paragraph
- Guess the topic and the likely development of the topic by using personal experiences and knowledge of the world

Date: _____

B Read the conversation again and complete the student card.

Robot School	
	Student Card
Name: _____	C3P7
Age: _____ days old	5 / five
Class: _____	1D
Class teacher: _____	Miss Chan

C Blacken ● the circles.

1 What time of day is it?

 A. B. C.

2 Read line 17.

How does Miss Chan feel?

 A. B. C.**Skill** identify feelings

What does Miss Chan say?

3 What does Miss Chan say at the end?

 A. Good morning. B. Thank you. C. Happy birthday!**My Progress** Ask students to turn to p.31 and draw the smileys.

Text 1

A Read the letter and captions under the photos.

Dear Kelly,

How are you?

I go to Ocean Primary School. I am in Class 1C. Look at the photos. They are people at my school.

Please write soon and tell me about your school.

Love,
Linda

1



This is Mr Lam. He is my class teacher. He is my Maths teacher too.

2



This is Miss Chan. She is my Chinese teacher. She is nice. She speaks Putonghua.

3



This is Mrs Green. She is my English teacher. She is from England. She does not speak Chinese.

4



This is Mike Lee. He is a group leader. He is in Class 1C too.

5



This is Carol Ho. She is my friend. She is in Class 2B. She is a monitress.

Reading skills:

- Recognise the format and language features of some common text types, e.g. letters
- Locate specific information in a short text in response to questions
- Guess the meaning of unfamiliar words by using contextual or pictorial clues

Date: _____

B Read the letter and captions again. Answer the questions.

1 Who is in Primary 2?

Carol (Ho)**Teacher's note:** Please note that for short answers, responses with full stops are also acceptable.

2 Who is a Chinese teacher?

Miss Chan

3 Who are classmates?

Linda and Mike (Lee)**Skill** identify pronoun references

Look for 'I', 'He' and 'She'.

C Blacken ● the circles.

1 _____ gets the letter.

- A. Mike
- B. Kelly
- C. Linda

Skill text features

Look for a name at the top of the letter.

2 _____ is a group leader.

- A. Mike
- B. Kelly
- C. Linda

3 _____ is a Maths teacher.

- A. Mrs Green
- B. Mr Lam
- C. Miss Chan

4 _____ speaks English only.

- A. Mrs Green
- B. Mr Lam
- C. Miss Chan

Skill guess unknown words

What does 'speak' mean? Look at the texts and pictures for ② and ③.

Text 2 **A** Read the descriptions.**Welcome to Animal School!**

1

This is Miss Fox. She is my class teacher. She is my Chinese teacher too. She is nice.



By Ken, Class 3A

2

This is Mr Tiger. He is my English teacher.



By Jim, Class 1C

3

This is Bunny. He is my classmate. He is my best friend.



By Mike, Class 5B

4

This is Piggy. She is my group leader. We are in Group 1.



By Clara, Class 2A

5

This is Kitty. She is a good monitress.



By Sue, Class 4C

6

This is Mrs Owl. She is my Maths teacher.



By Lily, Class 1B

Reading skills:

- Locate specific information in a short text in response to questions
- Identify key words for the main idea in a sentence
- Scan a text to locate specific information by using strategies such as looking at names

Date: _____

B Read the descriptions again and blacken ● the circles.

1 ____ writes about a monitress.

- A. Ken B. Mike C. Sue

2 Jim writes about ____ .

- A. a friend B. a teacher C. a monitress

3 ____ are in Group 1.

- A. Clara and Piggy
 B. Mike and Bunny
 C. Kitty and Sue

4 Bunny is in Class ____ .

- A. 1B
 B. 3A
 C. 5B

Skill scanning

Look for the word 'Bunny' in the descriptions. Who writes about Bunny? Which class is this person in?

C Who says these? Write the correct names.

1 I am an English teacher.

Mr Tiger

2 I teach 1B Maths.

Mrs Owl

3 I am a group leader.

Piggy

4 I am a class teacher.

Miss Fox

5 Mike and I are best friends.

Bunny

My Progress Ask students to turn to p.31 and draw the smileys.

Teacher's note:
Boosters in this book provide extra practice for some common text types.

Date: _____


A Read the birthday cards.

 **Super E-Book**

You can go over the exercises and check the answers with students using the Super E-Book.

1

Dear Sammy,
You are 7 years old today!
Here are 7 balloons for you!



Love,
Jim

2

Dear Lily,
Happy birthday!
Here is a birthday cake for you!



Wow! You are 8!

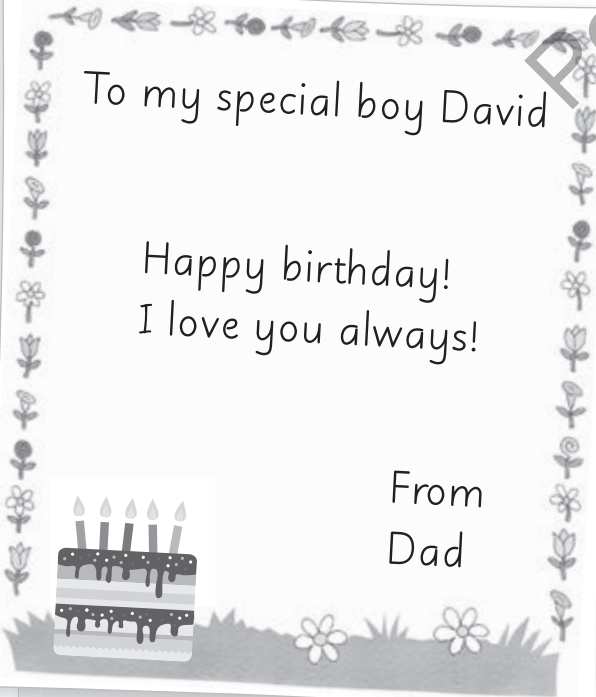
Best wishes,
Susan

3

To my special boy David

Happy birthday!
I love you always!

From
Dad



4

Dear Cindy,

Happy birthday!
Today is your big day!
You are six now.
You are a big girl.

Lots of kisses,
Mum



Reading skills:

- Recognise the format and language features of some common text types, e.g. cards
- Locate specific information in a short text in response to questions
- Guess the meaning of unfamiliar words by using contextual or pictorial clues

Date: _____

B Read the birthday cards again and answer the questions.

- 1 How old is Cindy? 6 / six
- 2 Who is seven years old? Sammy
- 3 Who writes a card to Lily? Susan
- 4 Who gets a card from Dad? David

Teacher's note: Please note that for Part B Question 1, '6 / six / Six.' are all possible answers.

C Blacken ● the circles.

1 Who writes a card?

- A. Sammy
- B. David
- C. Jim

2 Who gets a card?

- A. Susan
- B. Cindy
- C. Mum

3 What is a 'balloon'?

- A. 
- B. 

4 Look at Card ④. What is a 'big day'?


- A. a day for girls
- B. a birthday
- C. a school day

Skill text features

Where do you look? The top or the bottom of the card?

Skill guess unknown words

Find the card with the word 'balloon'. Look at the picture carefully.

- C. 

Skill guess unknown words

Read the sentence before carefully.

My Progress Ask students to turn to p.32 and draw the smileys.