

**Super E-Book**

Before students attempt the exercises, you can go over them in class using the Super E-Book. All the audio files can be found in the Super E-Book. You can also use the Super E-Book to show students the audio scripts and check the answers with them. Tell students that the underlined phrases and sentences in the audio scripts are hints for the answers.

**Skills time****Listening for key words (1)**

Listen for these words:

name

this

five

six



seven

**Skills time** The *Skills time* section teaches students skills and strategies for dealing with some questions in *Practice 1* and *Practice 2*. Before listening, explain the focus of the listening skills to the class. Then give students some time to look at the questions and pictures in the *Warm up* section.



**Warm up**

Listen and tick (✓) the correct picture.


1

	
--	---

2

	
---	--





3

	
---	--

**Teacher's note:** Before doing the practices, remind students to make good use of the preparation time to study the questions and / or the pictures carefully. Students can circle the differences in the pictures. Also, you may go through any names or words if students are not familiar with the pronunciations.












# Practice 1

The children are in the classroom. Listen to the conversation. Put the pictures in the correct order. Write the numbers (1–5) in the correct boxes.



**Practice 2**

It is recess. Amy meets some people. Listen to the conversation. Tick (✓) the correct picture.

<p>1 A. My name is Marc.</p>  <input type="checkbox"/>	<p>B. My name is Mark.</p>  <input checked="" type="checkbox"/>	<p>C. My name is Mack.</p>  <input type="checkbox"/>
<p>2 A. How old are you?</p>  <input checked="" type="checkbox"/>	<p>B. How are you?</p>  <input type="checkbox"/>	<p>C. What is your name?</p>  <input type="checkbox"/>
<p>3 A. My name is Holly.</p>  <input checked="" type="checkbox"/>	<p>B. My name is Polly.</p>  <input type="checkbox"/>	<p>C. My name is Molly.</p>  <input type="checkbox"/>
<p>4 A. I am five years old.</p>  <input type="checkbox"/>	<p>B. I am six years old.</p>  <input type="checkbox"/>	<p>C. I am seven years old.</p>  <input checked="" type="checkbox"/>

**My Progress** Ask students to turn to p.25 and draw the smileys.

 **Super E-Book**


Before students attempt the exercises, you can go over them in class using the Super E-Book. All the audio files can be found in the Super E-Book. You can also use the Super E-Book to show students the audio scripts and check the answers with them. Tell students that the underlined phrases and sentences in the audio scripts are hints for the answers.

## Skills time




### Listening for key words (2)

he / Mr



she / Mrs



**Skills time** The *Skills time* section teaches students skills and strategies for dealing with some questions in *Practice 1* and *Practice 2*. Before listening, explain the focus of the listening skills to the class. Then give students some time to look at the questions and pictures in the *Warm up* section.

## Warm up

Listen and circle the correct answer. Then tick (✓) the correct picture.

1



This is Sammy.  
( He / She ) is my classmate.





2

This is ( Mr Lee / Mrs Lee ).  
( He / She ) is my English teacher.



3

This is ( Mr Chan / Miss Chan ).  
( He / She ) is my class teacher.



Teacher's note:









- Before doing the practices, remind students to make good use of the preparation time to study the questions and / or the pictures carefully. Students can circle the differences in the pictures. Also, you may go through any names or words if students are not familiar with the pronunciations.
- Remind students to pay attention to the tip boxes.

# Practice 1

Ken and Mandy are showing their mother some pictures. Listen to the conversation. Tick (✓) the correct picture.






Listen carefully: Mr / Miss? He / She?

<p>1</p> 	
<p>2</p> 	
<p>3</p> 	
<p>4</p> 	

**Practice 2**

Ken and Mandy are telling their mother about the people at school. Listen to the conversation. Tick (✓) the best answer.



Pay attention to these words: he  / she  / we 

1 Which picture shows Joe?

<p>A. </p>	<p>B. </p>	<p>C. </p>
---	---	---

2 Joe is in Class \_\_\_\_ .

- A. 1B       B. 1D       C. 1E

Listen carefully. Which class is Joe in?



3 Which is the correct picture?

<p>A. </p>	<p>B. </p>	<p>C. </p>
---	--	---

4 Which is the correct picture?

<p>A. </p>	<p>B. </p>	<p>C. </p>
---	---	---

5 How old is Kelly?

- A. 6 years old       B. 7 years old       C. 22 years old

Listen carefully. How old is Kelly?



**My Progress** Ask students to turn to p.25 and draw the smileys.



Super E-Book

You can use the Super E-Book to play the model presentation of *Sight word practice* and *Reading aloud* to the class.

## Sight word practice

Read out these sight words.

**Teacher's note:**

Most of the following sight words are covered in the *Reading aloud* text.

is    am    are    I    he    she    you  
we    my    your    this    in    seven    old

## Reading aloud Description

Read aloud the following text.

Hello. My name is Fred. I am in P1. I am seven years old.  
This is Mr M. He is my English teacher.  
This is Miss G. She is my class teacher. She is nice and kind.  
This is my good friend Kenny. We are in Happy Class.

Mr M



Miss G

Fred

Kenny



Read **Mr**, **Mrs** and **Miss** clearly.

**Teacher's note:** Go through the example with the class. Ask students to get into pairs and talk about the pictures.

## Speaking activity *Picture description*

Get into pairs. Take turns to talk about the aliens.

### Birthday stars

<p>1</p> <p>Woody</p>	<p>2</p> <p>Jack</p>
<p>3</p> <p>Penny</p>	<p>4</p> <p>Carol</p>

This is ... (name).  
 He / She is ... years old.  
 He / She is in Class ...  
 He / She is a group leader.

**Suggested answers:**

- 1 This is Woody. He is six years old.  
He is in Class A. He is a group leader.
- 2 This is Jack. He is seven years old.  
He is in Class B. He is a group leader.
- 3 This is Penny. She is six years old. She is in Class B.  
She is a group leader.
- 4 This is Carol. She is seven years old. She is in Class A.  
She is a group leader.

This is ...



Use **He / She** correctly.

**My Progress**

Ask students and their partners to turn to p.26 and draw the smileys.



Pearson



# Listening & Speaking

## Audio Scripts

for Teacher's use

# 1A

## Listening 1

## Warm up

Listen and tick the correct picture.

- [1 Mark : Hello, My name is Mark. What is your name?  
 Tina : My name is Tina. <sup>1</sup> I am seven years old. (beep) (5-second pause)
- 2 Ben : Hi! My name is Ben. What is your name?  
 Carol : My name is Carol. <sup>2</sup> This is my brother, Tony. (beep) (5-second pause)
- 3 Mrs Ma : Good morning, Maggie. Are you going to school?  
 Maggie : Yes. I am in Primary One now. <sup>3</sup> I am six years old. (beep) (5-second pause)]
- Narrator: Listen again and check your answers.  
 (Repeat [ ] without pauses.)

## Practice 1

The children are in the classroom. Listen to the conversation. The conversation will be played two times. When you hear a beep (beep), write the numbers (1–5) in the correct boxes. You now have 30 seconds to look at the pictures. (30-second music) The conversation will begin now.

- [Amy : Hello. My name is Amy Li. What is your name?  
 Ken : Hi, Amy. <sup>1</sup> My name is Ken To.  
 Amy : Ho?  
 Ken : No, To. Ken To.  
 Narrator: Now write number 1. (beep) (8-second pause)  
 Ken : How do you spell Amy?  
 Amy : <sup>2</sup> It is A-M-Y.  
 Narrator: Now write number 2. (beep) (8-second pause)  
 Ken : OK. How old are you, Amy?  
 Amy : I am six years old. <sup>3</sup> How old are you?  
 Narrator: Now write number 3. (beep) (8-second pause)  
 Ken: : <sup>4</sup> I am six years old too. Today is my birthday.  
 Amy : Happy birthday!  
 Ken : Thanks!  
 Narrator: Now write number 4. (beep) (8-second pause)  
 Ken : Oh, there is a photo on the floor. Is this your photo?  
 Amy : Yes, thank you. <sup>5</sup> This is my mother.  
 Ken : She is pretty.  
 Narrator: Now write number 5. (beep) (8-second pause)]
- Listen to the conversation again and check your answers. The conversation will begin now.  
 (Repeat [ ] without instructions and pauses.)  
 This is the end of Practice 1.

## Practice 2

It is recess. Amy meets some people. Listen to the conversations. The conversations will be played two times. When you hear a beep (*beep*), tick the correct picture. You now have 30 seconds to look at the pictures. (*30-second music*) The conversations will begin now.

[1 Amy : Hello, I am Amy. What is your name?

Mark : Hi. <sup>①</sup> My name is Mark. M-A-R-K. Mark. (*beep*) (*8-second pause*)

2 Amy : <sup>②</sup> How old are you?

Mark : I am six years old.

Amy : Me too! (*beep*) (*8-second pause*)

3 Amy : Hi! What is your name?

Holly : <sup>③</sup> My name is Holly.

Amy : Sorry, is it Molly?

Holly : No. Holly. (*beep*) (*8-second pause*)

4 Amy : How old are you, Holly? Are you six too?

Holly : No, <sup>④</sup> I am seven. (*beep*) (*8-second pause*)

(*sound of bell ringing*)

Holly : Oh! It is time for the lessons. See you tomorrow morning.

Amy : Goodbye.]

Narrator: Listen to the conversations again and check your answers. The conversations will begin now.

(*Repeat [ ] without pauses.*)

This is the end of Practice 2.

Pearson

## Listening 2

## Warm up

Listen and circle the correct answer. Then tick the correct picture.

- [1 Girl 1 : This is Sammy. She is my classmate. (beep) (5-second pause)  
 2 Boy : This is Mrs Lee. She is my English teacher. (beep) (5-second pause)  
 3 Girl 2 : This is Mr Chan. He is my class teacher. (beep) (5-second pause)]  
 Narrator: Listen again and check your answers.  
 (Repeat [ ] without pauses.)

## Practice 1

Ken and Mandy are showing their mother some pictures. Listen to the conversation. The conversation will be played two times. When you hear a beep (beep), tick the correct picture. You now have 30 seconds to look at the pictures. (30-second music) The conversation will begin now.

- [Ken : Mum, look at our pictures. Are they nice? <sup>1</sup> This is my class teacher Miss Fong. (beep) (8-second pause)  
 Mum : Does she teach you English?  
 Ken : No, she doesn't. Look at this picture. <sup>2</sup> This is my English teacher Mr Tam. He is nice. (beep) (8-second pause)  
 Mum : Tell me about your pictures, Mandy. Is this your English teacher?  
 Mandy : Yes, <sup>3</sup> this is my English teacher Miss Ho. She is nice. (beep) (8-second pause)  
 Mum : How about this picture?  
 Mandy : <sup>4</sup> This is my class teacher Mr Lam. He is a good teacher. (beep) (8-second pause)]  
 Narrator: Listen to the conversation again and check your answers. The conversation will begin now.  
 (Repeat [ ] without pauses.)  
 This is the end of Practice 1.

## Practice 2

Ken and Mandy are telling their mother about the people at school. Listen to the conversation. The conversation will be played two times. When you hear a beep (*beep*), tick the best answer. You now have 30 seconds to read the questions. (*30-second music*) The conversation will begin now.

[Mum : Can you tell me about your friends at school?

Ken : OK. <sup>1</sup> This is Joe. He is a group leader.

Narrator : Question 1: Which picture shows Joe? (*beep*) (*8-second pause*)

Mum : Is Joe in your class?

Ken : No, <sup>2</sup> Joe is in Class 1B. I am in Class 1D.

Narrator : Question 2: Joe is in Class \_\_\_\_\_. (*beep*) (*8-second pause*)

Ken : <sup>3</sup> This is Ben. He is my classmate. We are in Class 1D.

Narrator : Question 3: Which is the correct picture? (*beep*) (*8-second pause*)

Mum : How about you, Mandy? Can you tell me about your friends at school?

Mandy : Yes. <sup>4</sup> This is my friend Kelly. She is nice.

Narrator : Question 4: Which is the correct picture? (*beep*) (*8-second pause*)

Mum : How old is Kelly? Is she six years old like you?

Mandy : No, Kelly is in Class 2D. <sup>5</sup> She is seven years old.

Mum : Seven years old? She is like your big sister then.

Mandy : Yes, she is.

Narrator : Question 5: How old is Kelly? (*beep*) (*8-second pause*)]

Listen to the conversation again and check your answers. The conversation will begin now.

(Repeat [ ] without instructions and pauses.)

This is the end of Practice 2.