

3

Happy birthday!

Vocabulary

Birthday celebrations

1 make a wish

2 cut the cake

3 sing 'Happy Birthday'

4 blow out the candles

'Happy birthday to you!
'Happy birthday to you!'

Gifts



8 a belt



9 a tie



10 a watch



11 a towel



12 a purse

6 watch a clown show



7 watch a magic show



5 give presents

Vocab booster
More words on pp.81–82!



13 a wallet



14 a handbag




15 a mug



16 a key ring

Read the webpage.



Home > Features

What did you do on your last birthday?
Let's hear from some of our readers.

HAPPY BIRTHDAY from...

Canada

My parents took me to a restaurant. We watched a magic show. The magician pulled a rabbit out of his hat. It was amazing!

I got eight birthday bumps!

After dinner, everyone picked me up and gave me 'birthday bumps'. Then, they sang 'Happy Birthday'. I blew out the candles on the cake and my friends gave me presents. I got a toy car, a watch, a book and a puzzle. I was very happy. I had a great time with my family and my friends!

— *Jamie Miller, 8*

www.kidsclub.com

Mexico



pronounced 'pin-ya-ta'

My parents got a piñata for my birthday party. After many tries, I finally hit the piñata. Crack! Lots of sweets fell out. All my friends ran around and grabbed them. It was fun!

Did I have a good time at my birthday party? Yes, I did! I enjoyed playing games. I also enjoyed spending time with my lovely family!

— Ana Garcia, 9

China

My whole family celebrated my birthday at Rose Restaurant. It was my grandma's birthday too. We had a big meal with lots of noodles and buns. We think they bring long life.

After dinner, we sang karaoke songs. My brother sang four songs. His voice hurt my ears! My grandma said, 'Thanks, Ben. That's enough!' Everyone laughed. It was awesome!

— Martin Fan, 8

I got lots of red packets!



Values

Treasure family time

How did you celebrate your last birthday?
Did you have a wonderful time with your family?



Values pledge on pp.97–98

Post-reading

Read the webpage again. Who says the following? Write the names.

Ana

Jamie

Martin



- 1 _____ : The sweets were yummy!
- 2 _____ : Everyone enjoyed the show very much!
- 3 _____ : We celebrate our birthdays together every year.

Answer the questions. Write and choose the best answer.

- 4 What presents did Jamie get?

She _____ .

- 5 What do people put inside a piñata?

They _____ a piñata.

- 6 What did Martin eat for his birthday dinner?

He _____ .

- 7 Did Martin enjoy his brother's singing? Underline the sentence that tells you the answer.



- 8 Read the last line: It was awesome!
What does this sentence mean?

Read the previous sentence carefully.

- A. It was enough.
- B. It was a party.
- C. It was a nice song.
- D. It was fun.



Language focus 1

What **did** you **do** on your birthday?

I **had** a birthday party.

Present	Past
blow	blew
drink	drank
give	gave


Present	Past
eat	ate
go	went
have	had

Present	Past
make	made
take	took

Present	Past
cut	cut

Irregular verb table on p.94

The children are talking about their birthdays. Finish what they say.



What **did** you **do** on your birthday?

I e.g. **had** (have) a birthday party.

I **1** _____ (eat) some snacks and

2 _____ (drink) a lot of juice.



My parents **3** _____ (take) me

to a hotel. We **4** _____ (have) a buffet lunch.



I **5** _____ (go) to Grandma's house with my parents. We

6 _____ (make) a birthday cake

together. I **7** _____ (blow) out the candles and **8** _____ (cut) the cake.



Your turn

What did you do on your last birthday? Tell your friends.

Language focus 2

Use object pronouns here.

What did you give your ~~gave~~ dad | mum | for | his | her | birthday?

I gave | him | a belt.
I gave | her | a handbag.

What did your parents give | you | for | your birthday?

They gave | me | a mug.

Jacky is asking Candy what birthday presents she and her family members got last year. Finish what they say.

What did your parents give you for your birthday?

They gave **me** a towel.

What did you give your ... for ...?

I ...

Jacky

Candy

e.g. 1 2 3 4

Candy mum brother dad sister

purse wallet towel mug watch

Your turn

What did you give your mum / dad for her / his last birthday? Tell your classmates.

What did you give your mum for her birthday?

I gave her a mug.

Did she like it?

Yes, she did. She gave me a big hug.


Listening & Speaking

A Anna is talking about her brother's birthday. Listen to the conversation and circle the correct pictures.



Listen for details

I like this balloon. There are numbers and letters on it.



1

A.



B.



C.



D.



2

A.



B.



C.



D.



3

A.



B.



C.



D.



B Act out the conversation. Try using different gifts and responses.



Person 1: Happy birthday!
This is for you.

Person 2: Oh! It's a pair of slippers!
That's really nice of you!



Thank others for gifts

- That's really nice / kind of you!
- What a surprise!
- How nice!
- Thank you very much!

Phonics

ir

birthday

thirty

Write the letters 'ir'. Listen and say the sentences.

The careless g_____l is st_____ring curry.

She makes her sh_____t and sk_____t d_____ty.



What is it?

A procedure tells us the steps of making things.

How to make a birthday crown



What you need:

-  a piece of coloured paper
-  a pair of scissors
-  a pencil
-  a ruler
-  a stapler
-  some glitter glue
-  some buttons




This part tells us the things we need.

Steps:

- 1** Fold the sheet of coloured paper in half.
- 2** Draw a line and some triangles on the paper.
- 3** Cut out the triangles with the scissors.
- 4** Unfold the piece of paper. Use a stapler to join the two ends together.
- 5** Decorate the crown with buttons and glitter glue.

We usually start with a verb.

This part shows us the steps.



A What do you need to make a birthday crown? Circle.



B Answer the questions. Choose the best answers.

1 Jane and Ben are at Kitty's birthday party. The crown hat is best for _____.

A.

B.

C.

D.



Jane



Ben



Kitty



Kitty's mum

2 After you cut out the row of triangles, you _____.

A. draw some more triangles

B. unfold the piece of paper

C. stick some buttons on them

D. put some glitter glue on them

3 Which word in the procedure means 'make it look good'?

A. fold

B. join

C. decorate

D. unfold

4 This procedure teaches us how to _____.

A. choose a hat

B. make a birthday cake

C. make something

D. draw triangles

Try
this

Look for something to make for your friend's birthday on the Internet. Show the class.

4

Storytime

Vocabulary

Adjectives to describe people

1 foolish

2 clever



4 rich

3 poor

Action verbs



9 appear



10 disappear



11 arrive

5 ugly



6 beautiful



7 brave



8 timid



12 leave



13 drop



14 find





A fable is a short story with a lesson to teach. It is usually about animals.

Read the fable.



Once upon a time, a poor fisherman lived with his wife in a hut by the sea.

One day, he caught a fish. He put it in his bucket but suddenly it talked!

'Please let me go,' it said. 'I can give you one wish.'



The fisherman was kind so he let the fish go. He told his wife about the special fish.

She got angry and yelled, 'Ask the fish for a new house, you foolish man!'

The next day, he went to find the fish. 'I'm sorry to bother you, but my wife wants a new house.'


'As you wish,' said the fish.





The fisherman was surprised when he went home. 'What a beautiful house!' he said.

His wife was unhappy because she wanted more.



First, she wanted a palace. Then, she wanted to be a queen. The fisherman asked the fish for each wish, and one by one they came true.



The fisherman's wife was still unhappy. One day, she wanted to control the sea. The fisherman asked the fish, but this time the fish shook its head.

When the fisherman arrived home that day, he saw his wife ... and their old hut. In the end, they were poor again!



Values

Be grateful for what we have

What lesson can we learn from this fable?

Values pledge on pp.97-98

Post-reading

Read the fable again. Put the events in the correct order on the timeline. Write the letters in the boxes.

- A The fisherman's wife wanted to control the sea.
- B The fish gave the fisherman a beautiful house.
- C The fisherman's wife became a queen.
- D The fisherman and his wife became poor again.
- E The fisherman caught a fish but let it go.



Are the sentences true (T) or false (F)? Write 'T' or 'F' in the boxes.

- 2 The fisherman was rich at the start of the fable.
- 3 The fisherman didn't wish for anything on the first day.
- 4 The fisherman's wife was happy with their new house.
- 5 The fish gave a palace to the fisherman and his wife.
- 6 The fisherman's wife got the power to control the sea.

Answer the question. Choose the best answer.



7 What is the best title for the fable?

- A. The kind fisherman
- B. The talking fish
- C. The poor fisherman and his greedy wife
- D. The poor fisherman's hut by the sea

What is the story about?

Language focus 1

Linking words	Examples
and	They were tired <u>and</u> hungry .
but	She was small <u>but</u> strong .
because	He ate a lot <u>because</u> he was hungry .
so	She worked all day <u>so</u> she was tired .

← two similar ideas

← two contrasting ideas


← the reason

← the result

Finish the story. Write the linking words in the boxes.


The peacock and the crane

Once there was a peacock in the woods. 'Look at my feathers! They are colourful **1** beautiful!' he said. The other animals didn't like the peacock **2** he was so proud.



One day, the peacock wanted to drink some water **3** he went to the riverside. There he met a crane. 'Your feathers are ugly **4** dirty. Look at my feathers. Do they look good?' said the peacock. He spread out his feathers. 'Well, they look good **5** what can you do with them?' replied the crane.

The crane moved his wings and flew up in the sky. 'I can travel around the world **6** you can only stay on the ground,' the crane said. 'I like my wings **7** they're useful.' The crane flew away and the peacock felt foolish.



Your turn

Do you want to be a peacock or a crane? Why?

Language focus 2

Usage	Time phrases	Sequence words
We can start a story with	Once upon a time	First
We use this to show a day in the past	One day	Then / Next / After that
We show changes with	Suddenly	Finally
We can end a story with	In the end	

Finish the story. Fill in the correct form of the verbs in the blanks and write the sequence words in . Then underline the time phrases.

Stone Soup



- 1 Once upon a time, there were two poor men. One day, they _____ (arrive) at a village.
- 2 They were hungry but they had no food. Suddenly, they came up with an idea. First , they _____ (put) a big stone in a pot. , they _____ (fill) the pot with water and _____ (boil) it. , they _____ (sit) down and waited.
- 3 A villager passed by and wanted to drink the soup. The poor men _____ (ask) her to put in some tomatoes. Soon, another villager passed by and added some food to the pot. Then another, and another. , the soup was done.
- 4 In the end, the two men _____ (share) the soup with the villagers. Everyone was happy.

Listening & Speaking

A Listen to the story 'The goose that laid golden eggs' and answer the questions.

Listening skill



Listen for linking words

but

so

because

1 Farmer Ben wanted to kill the goose because ____ .

- A. it wasn't beautiful
- B. it was hungry
- C. he wanted to eat it
- D. it talked to him

2 Farmer Ben was ____ .

- A. happy
- B. unhappy
- C. angry
- D. scared



3 Farmer Ben was sad in the end because ____ .

- A. the goose was not dead
- B. the eggs were not golden
- C. he had no more eggs
- D. he was silly

B Act out the conversation. Use different adjectives.



Farmer Ben killed the goose to get more eggs. How silly!

What a stupid man!

Speaking skill

Give comments

How ... !

What a ... !

Phonics



foolish food

(long 'oo')

Write the letters 'oo'. Say the sentences.

R____ster and G____se are in a happy m____d.

They swim in the p____l and share their f____d.



Task

Write a picture story

STEP 1 ▶ Let's read

Writing skill

Write a good story with linking words and phrases

You can use these linking words and phrases to describe the events in the story, e.g.

- **Once upon a time / A long time ago**, there was a boy called Jack.
- **One day**, Jack played a trick on the farmers.
- Jack sat down. **Suddenly / Just then / All of a sudden**, a wolf appeared.
- Jack threw stones at the wolf. **Then**, he shouted for help.
- Jack was not honest **so** the farmers didn't believe him. / The farmers didn't believe Jack **because** he was not honest.
- **In the end**, the wolf ate all his sheep.
- **From then on**, he never told lies again.



The honest woodcutter



STEP 2 ▶ Let's practise

Read the story 'The honest woodcutter.' The linking phrases are incorrect. Help correct them.

Once upon a time

~~From then on~~, there was a woodcutter called Paul. Suddenly, he went to the forest to cut wood as usual. Paul was careless and he dropped his axe in a pond.

One day, a fairy appeared from the pond. She had a golden axe in her hand. She asked, 'Is this your axe?' Paul said, 'No, it isn't.' The fairy disappeared into the pond and got a silver axe. She asked, 'Is this your axe?' Paul shook his head. The fairy went back into the pond once again. This time, she appeared with an iron axe. She asked, 'Is this your axe?' Paul was happy and said, 'Yes, it is!'

All of a sudden, the fairy gave all the three axes to Paul so he was honest.

STEP 3 ▶ Let's write

Write the picture story on pp.95–96. Use 5W1H questions to think of a good ending to the story. Choose the best story in your group and act it out.



Ch 3



- ... talk about **birthday celebrations** and **gifts**.
- ... use the simple past tense to talk about what people did in the past (e.g. *What **did you do ... ? I had ...***).
- ... use object pronouns (e.g. ***me, him, her***) to talk about people.
- ... understand **procedures**.

Ch 4

- ... use **adjectives** to describe people and **action verbs**.
- ... use linking words to join ideas (e.g. ***because, so***).
- ... use time phrases (e.g. ***once upon a time, in the end***), sequence words (e.g. ***first, then, finally***) and the simple past tense to talk about events in stories.

Task

- ... write a picture story.
- ... write a good story with linking words and phrases.