


There is • There are




My dream home

There is a big garden in my dream house.

There are two slides.

There is a see-saw.

There is an apple tree.




Remember to add **a** or **an** after **There is**.



Don't use **has** or **have** with **There!**

~~has~~
There **is** a flower.







~~have~~



Practice

Look at the pictures and complete the sentences. (Accept any reasonable answers.)

There is There are

- 1 There are two libraries in our school. 
- 2 There is a tree in the garden. 
- 3 There is an art room on the second floor.  2/F
- 4 There are three flowers in the garden. 
- 5 There is a tuck shop on the ground floor.  G/F
- 6 There are two computers in the library. 

Date: _____

Yes / No questions (1) Is there ... ?



Dan: **Is there** a library?

Ben: Yes, **there is**.

Dan: **Is there** a lift?

Ben: No, **there isn't**.

isn't = is not

To make a question:
There is a library.

Is there a library?

To answer a question:
Is there a garden?

No, **there isn't**.

Practice Finish the questions and the answers.



Is there a swing?

Yes, there is.



Is there a slide?

Yes, there is.



Is there a desk?

No, there isn't.

Grammar in context Tim is building a model school. Finish his conversation with Dora.

Tim : Look at my school!

Dora : Is there a tuck shop?

Tim : Yes, ① there is.

Dora : ② Is there an art room?

Tim : No, ③ there isn't.


Dora : ④ Is there a playground?

Tim : ⑤ No, there isn't.

Dora : ⑥ Is there a library?

Tim : ⑦ Yes, there is.

Dora : I like your school!



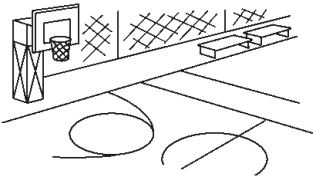
Tim

Dora

Date: _____

Modals (1) can • can'tWe use **can** to talk about possibility.We **can** read books in the library.We **can't** eat in the library.**can't** = cannot**Practice**Complete the sentences using **can** or **can't**.

1




borrow books

play games

We **can play games** in the playground.We **can't borrow books** here.

2



have lessons

look at flowers

We **can have lessons** in the classroom.We **can't look at flowers** here.

3



play computer games

draw pictures

We **can draw pictures** in the art room.We **can't play computer games** here.

4



wash hands


buy snacks

We **can buy snacks** at the tuck shop.We **can't wash hands** here.

Date: _____

Question words (1) Where

 We use **where** to ask about a place.

 **Where** is the art room?


Where are the P2 classrooms?

Prepositions (1) on + floor


It's = It is **They're** = They are


It's on the second floor.

They're on the third floor.




Practice Jenny's friend, Jacob, is visiting her school. Finish what they say. Follow the example.

1  : **Where** (is / are) the library?




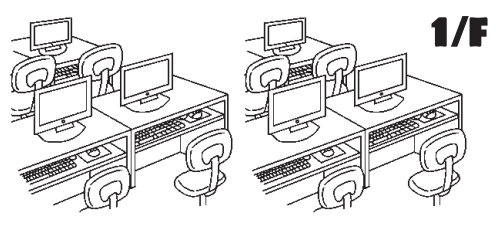
 : **It's on** the fifth floor.

2  : **Where** (is / are) the toilets?



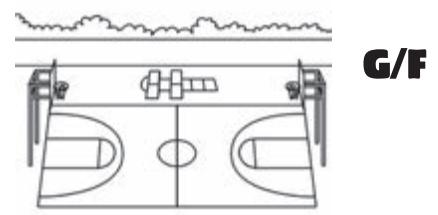
 : **They're on** the second floor.

3  : **Where** (is / are) the computer rooms?



 : **They're on the first** floor.

4  : **Where** (is / are) the playground?



 : It's on the ground floor.

My Progress Ask students to turn to p.31 and draw the smileys.

Verb phrases

1

Line up, please.



2

Listen to me, please.

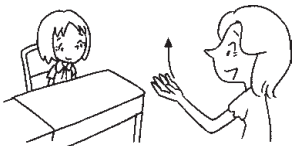


Practice

Fill in the blanks. You may use the same word given twice.

around at for in off up


1

Stand up, Nicole.


2

Wait for your turn.

3

Look at the blackboard, Anita.


4

Come in, please.


5

Keep off the grass, Karen.

6

Don't run around in the classroom.

7


Take off your shoes, please.

Date: _____

Modals (2) must / mustn'tYou **mustn't** run in the corridor.**mustn't** = must notDon't change the word after **must** / **mustn't**!~~waits~~You must **wait** for your turn.~~waiting~~**Practice**

Look at the pictures. Circle the correct words and fill in the blanks.

look push spit stand talk


1 You (must / **mustn't**) push , Pam.2 You (must / **mustn't**) spit .3 You (**must** / mustn't) stand up, Ivan.4 You (**must** / mustn't) look at the blackboard.5 You (must / **mustn't**) talk in class.

Date: _____

Grammar
in
context

The children are visiting a zoo. Finish what the zoo-keeper says using **must** or **mustn't**.

①



②



③



④



⑤



⑥



Welcome to Joy Zoo. We ① **mustn't litter** here. Please keep the zoo clean.

There's a snack bar. We ② **must line** up.

There's a garden in our zoo. We ③ **mustn't pick** the flowers.

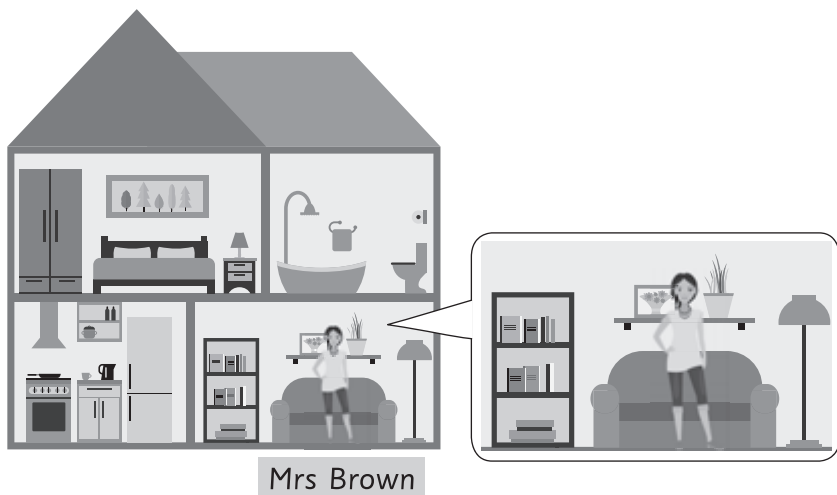

We ④ **must keep off** the grass.

The birds live in the trees. We ⑤ **mustn't climb** the trees.

Look! The panda is sleeping. We ⑥ **must keep** quiet.



Date: _____

Prepositions (2) on + floor • in + room**on + floor**Mrs Brown is **on** the ground floor.**in + room**She is **in** the living room.**Practice** Circle the correct words.1 Gary is (on / **in**) the computer room.2 Celine is (**on** / in) the second floor.3 Betty is (on / **in**) the library.The library is (**on** / in) the first floor.4 Paul is (**on** / in) the ground floor.He is (on / **in**) the art room.**Grammar in context**Sue is writing about her school. Fill in the blanks with **on** or **in**.

Our classroom is ① **on** the first floor. The girls' toilet is ② **on** this floor but the boys' toilet is ③ **on** the second floor. The music room is next to our classroom. We can sing ④ **in** the music room.

My Progress Ask students to turn to p.31 and draw the smileys.

Adjectives

be (is / am / are) + adjective



Coco is **tired**.

adjective + noun



Adjectives about appearance / size:

big	small
fat	thin
long	short
beautiful	
colourful	

Adjectives about feelings:

excited	worried	happy
unhappy	hungry	thirsty
hot	cold	bored

Adjectives about colours:

red	blue
brown	green

Other adjectives:

good	bad
sweet	yummy


Warm up

Circle the adjectives.

Alice is in a **beautiful** park. She is **hungry** and **thirsty**. She wants to eat some **yummy** biscuits and drink some **cold** water.

Practice




Fill in the blanks with the correct form of **be** or an adjective.



- Jane **is** **thirsty**. She wants to drink some juice.
- Alan **is** **hot**. He wants a paper fan.
- I **am** **hungry**. I want to eat some cupcakes.
- Ben **is** **bored**. Let's play games with him.

Date: _____

Yes / No questions (2) Is / Are ... ?


<p>1 Are you hungry?</p>  <p>Yes, I am!</p>	<p>2</p> 	<p>3 Are you hungry?</p>  <p>No, I'm not. I'm fine.</p>
---	---	--

Are they bored?
Yes, **they are**.

Is he thirsty?
No, **he isn't**. He's fine.


Practice Finish the conversations.

1




A: **Are you** hungry, Ted?
 B: Yes, **I am**.
 A: Here are some cakes for you.

2




B: Oh! Dad is all wet.
 A: **Is he** cold?
 B: **Yes, he is**.
 A: Here is a towel for him.

3



B: Lisa and Jason are back.
 A: **Are they thirsty**?
 B: **Yes, they are**.
 A: Here is some water for them.

4




B: Elsa is back.
 A: **Is she tired**?
 B: **No, she isn't**.
 She doesn't need to take a rest.

Date: _____

foo

We use **too** to talk about similar feelings, things, etc.

I am tired.

I am tired **too**.Don't use **too** in negative sentences!


I'm not bored.

I'm not bored ~~too~~.


Practice

Look at the pictures. Finish what they say. Use **too** where appropriate.


1

A : I am **bored** .B : He is **bored** **too** .


2

A : I have a **book** .I have two **pens** **too** .

3

A : Mum **is tired** .B : Dad **is tired too** .

4

A : I **am thirsty** .B & C: We **are thirsty too** .

C : I want some water.


I want some **(apple) juice too** .

Date: _____


Let's ...



We use **Let's ...** to make suggestions.



It's hot.



Let's swim in the pool.

Let's = Let us



Don't change the word after **Let's!**

~~drinks~~

Let's **drink** some water.

~~drinking~~

Practice

Complete the sentences using **Let's**.

1 Let's drink (drink) some water.

①



②



2 Let's take (take) a rest.

3 Let's play (play) some games.

③



④



4 Let's eat (eat) some bread.

Grammar in context

Helen and Tim are at home. Finish the conversation with **Let's**.

Helen : I'm bored. ① Let's watch a cartoon.



Tim : I'm thirsty. ② Let's drink some milk.



Helen : I'm hungry. ③ Let's eat some biscuits.



Tim : ④ Let's eat some cakes too.



Helen : We have a lot of food. ⑤ Let's have a food party!

Tim : Good idea!

My Progress Ask students to turn to p.31 and draw the smileys.

Revision 1

Super E-Book

You can go over the exercises and check the answers with students using the Super E-Book.

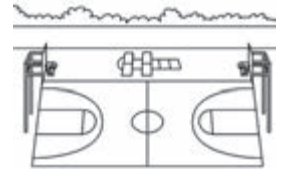
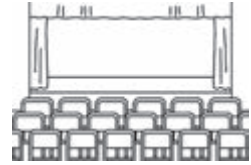
Date: _____

Teacher's note:




Revision 1 covers what students learnt in Chapters 1–3.


A Circle the correct words.









- 1 The reading corner is (in / **on**) the second floor.
- 2 You (**can't** / mustn't) buy snacks in the school hall.
- 3 You can draw pictures (**in** / on) the art room.
- 4 You (**can** / must) play games in the playground.
- 5 You (**must** / mustn't) wait (up / **for**) your turn in the computer room.



B Finish the conversation.




-  : Welcome to my school!
-  : It's nice! ① **Is there** _____ a music room?
-  : Yes, ② **there is** _____. It's ③ **on** _____ the fourth floor. We ④ **can** _____ sing in the music room. There's a library too.

	
○ 4/F	Music room ○
○ 3/F	Computer room ○
○ 2/F	P2 classrooms ○
○ 1/F	Library ○
○ G/F	Tuck shop ○

-  : ⑤ **Where is** _____ the library?
-  : It's ⑥ **on the first floor** _____. We ⑦ **must** _____ keep quiet there.
-  : ⑧ **Is there** _____ a garden?
-  : No, ⑨ **there isn't** _____.
-  : ⑩ **Where are** _____ the P2 classrooms?
-  : ⑪ **They're on the second floor** _____.
-  : I'm hungry. ⑫ **Let's** _____ buy some snacks.
-  : Sure. We ⑬ **must** _____ line up at the tuck shop.
- We ⑭ **mustn't** _____ litter.

Date: _____

C Correct the mistakes. Follow the example.



<p>e.g.</p> 	<p>1</p> 	<p>2</p> 
---	--	--

e.g. Sam and Janet are ~~in~~ the second floor. on

1 Alan : I'm hungry.

Betty: I'm hungry ~~and~~. too

2 Jess: Let's ~~watching~~ a cartoon. watch

<p>3</p> 	<p>4</p> 
---	--

3 Mr Chan: ~~What~~ is the computer room? Where

Carmen : It's ~~in~~ the ground floor. on

4 Mrs Wong: ~~Are~~ there a library? Is

<p>5</p> 	<p>6</p> 	<p>7</p> 
--	--	--

5 There ~~has~~ a tuck shop. is

6 We mustn't ~~climbing~~ the trees. climb

7 We can paint pictures ~~on~~ the art room. in