

 Super E-Book

You can go over the exercises and check the answers with students using the Super E-Book.

## Sentences

Use a capital letter to start a sentence.

Use a full stop at the end of a sentence.

My name is Miss Amy Benson.

Also use a capital letter for a name.

Capital letters	A	B	C	D	E	F	G
Small letters	a	b	c	d	e	f	g

## Practice

Write capital or small letters. Follow the example.

1

H/h

E/e

Hello, Elsa.

2

M/m

A/a

My name is Alan.

3

T/t

B/b

This is my brother.

4

I/i

F/f

I am five years old.

5

I/i

M/m

R/r

I am Mrs Roberts.

6

G/g

M/m

W/w

Goodbye, Mr Wong.

Date: \_\_\_\_\_

## Questions



Use a question word to ask a question.

What is your name ?  
How old are you ?

My name is Tom.

I am six years old.

Use a question mark at the end of a question.

Warm up


Write a question mark ? or a full stop . in each box.

1 A: What is your name ?

B: My name is Jack .

2 A: How old are you ?

B: I am six years old .



Practice

Rewrite the questions and sentences. Use capital letters and add ? or . where necessary. Follow the example.

1 how old are you

How old are you?

i am seven years old

I am seven years old.




2 what is your name

What is your name?

my name is bobby

My name is Bobby.




## Pronouns (1) I • You

How old are **you**?



Use a capital letter for **I**.

**I** am six years old.



**Practice** Fill in the blanks with **I** or **you**.

1 Hello. **I** am Eva.



Hello. **I** am David.

2 How are **you**?



**I** am fine.

3 Happy birthday!  
This is for **you**.



Thank **you**.

**Teacher's note:** Tell students that 'you' in Question 3 is an object pronoun.

4 **I** am five years old.  
How old are **you**?



**I** am six years old.

Date: \_\_\_\_\_

Grammar  
in  
contextLeo is dreaming. Finish the conversation with **I** or **you** .Hello. ① **I** am Toto.Hello. ② **I** am Leo.
 ③ **I** am five years old.  
How old are ④ **you** ?

 ⑤ **I** am six  
years old. It is my  
birthday today.
Happy birthday to ⑥ **you** .Thank ⑦ **you** .

**Teacher's note:** Tell students that 'you' in Questions 6 and 7 is an object pronoun.



**My Progress** Ask students to turn to p.29 and draw the smileys.

## Pronouns (2) He • She • We

 Super E-Book

You can go over the exercises and check the answers with students using the Super E-Book.



This is Mr Wilson.

He is my English teacher.



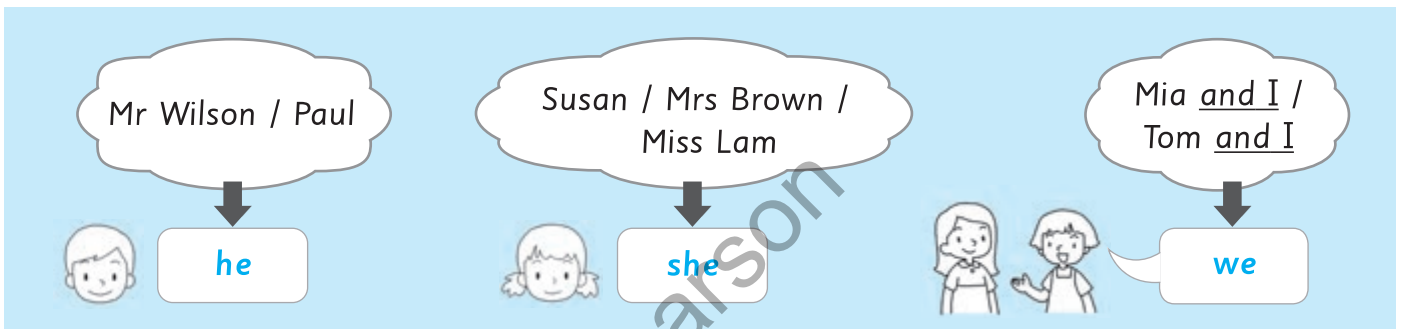
This is Susan.

She is my friend.



Mia and I are classmates.

We are six years old.



**Practice** Fill in the blanks with **He**, **She** or **We**.

1 This is George. He is my friend.



2 This is Miss Stone. She is my English teacher.




3 Jack and I are in Class 1C. We are in Group A.

4 This is Sharon. She is my group leader.

5 Nicole and I are friends. We are seven years old.

6 This is Mr Cheng. He is my class teacher.



Date: \_\_\_\_\_

Grammar  
in  
context

Winnie is talking about her friend and teachers. Finish what she says.

I

you

he


she

we


1



2



3

Hello! How are 1 you ?My name is Winnie. 2 I am seven years old.3 I am from America. Look at these photos.This is Sally. 4 She is my classmate.5 We are in Class 1B. 6 We are good friends.This is Mr Chan. 7 He is my class teacher.8 He is nice.This is Miss Ma. 9 She is my English teacher.10 She is kind.





Date: \_\_\_\_\_



Grammar  
in  
context

Ivy is writing in her blog. Complete the blog entry.

I He She We

am is are

## Ivy's Blog

Hello, everyone!


My name is Ivy. ① I am six years old.

I go to Rainbow School. ② I am in Class 1B.

This is Miss Brown.

③ She is my class teacher.


④ She is kind.



This is Steve.

⑤ Steve and I are in Group 2.


⑥ We are good friends.



This is Leon.

⑦ He is my friend too.

⑧ He is five years old.



**My Progress** Ask students to turn to p.29 and draw the smileys.




## Instructions (1)



We use instructions to tell people to do something.

Open the door, please.

Look at the screen, please.

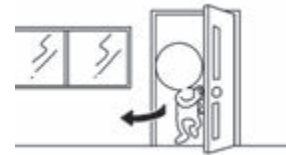


Start an instruction with a verb.

~~You~~ Sit down, please.

## Practice

Look at the pictures. Tick (✓) the correct instructions.

1  Come in, please. Sit down, please.2  Close the window, please. Look at the blackboard, please.3  Look at the computer, please. Point to the chair, please.4  Clean the blackboard, please. Point to the whiteboard, please.5  Open the door, please. Close your book, please.

Date: \_\_\_\_\_




Miss Lam is telling the children what to do. Complete the instructions.

Look    Turn    Close    Point    Sit    Stand



- 1 Point to the desk, please.
- 2 Close the door, please.
- 3 Sit down, please.
- 4 Look at the blackboard, please.
- 5 Stand up, please.
- 6 Turn to page 4, please.

Now match the pictures and the instructions. Write the numbers (1–6) in the correct boxes. Follow the example.



3



6



4



1




5



2

Date: \_\_\_\_\_

**Instructions (2) Don't**We use **Don't** in instructions to tell people not to do something.**Practice**

Look at the pictures and complete the instructions.

Don't

open

look

stand

talk

1 Don't open the window.2 Don't eat.3 Don't stand up.4 Don't open your book.5 Don't look at the window.6 Don't talk.

Date: \_\_\_\_\_

## Punctuation

exclamation mark — to show strong feelings

Oh dear ! Are you OK ?

comma — to show a short pause

Yes , I am fine .

**Teacher's note:** Students should have learnt question marks and full stops in Chapter 1 of this book.










Warm up

Write a comma , , a full stop . , an exclamation mark ! or a question mark ? in each box. (Accept any reasonable answers.)

- Sit down  , Jane  .
- How old are you  ?
- Oh dear  !
- What is your name  ?
- Sorry  , I can't see  .
- Close the door  , please  .

Grammar in context

Write , . ! or ? in each box. (Accept any reasonable answers.)

-  : Good morning  , Miss Lam  .
-  : Good morning  . How are you  , Max  ?
-  : I am fine  . Today is my birthday  .
-  : Oh  ! How old are you  ?
-  : I am seven years old  .
-  : Happy birthday  !
-  : Thank you  , Miss Lam  .



**My Progress**

Ask students to turn to p.29 and draw the smileys.

# Revision 1

Super E-Book

You can go over the exercises and check the answers with students using the Super E-Book.

Teacher's note: Date: \_\_\_\_\_

Revision 1 covers what students learnt in Chapters 1–3.

**A** Rearrange the words to form sentences. Use capital letters and punctuation where necessary. Follow the example. (Accept any reasonable answers.)

1 hello what your name is

Hello. What is your name?



2 stand up billy please

Billy, stand up, please.



3 goodbye lee mr

Goodbye, Mr Lee.



4 are you how old helen


How old are you, Helen?




**B** Look at the pictures and complete the instructions.

(Accept any reasonable answers.)

1  : \_\_\_\_\_ Look at \_\_\_\_\_ the blackboard, please.

2  : \_\_\_\_\_ Come in \_\_\_\_\_, please.

3  : \_\_\_\_\_ Don't open \_\_\_\_\_ your books, please.

4  : \_\_\_\_\_ Sit down \_\_\_\_\_, please.

5  : \_\_\_\_\_ Don't look \_\_\_\_\_ at the window, please.

Date: \_\_\_\_\_

## C Fill in the blanks with the correct pronouns and verbs.

I    You / you    He    She    We

am    is    are

Hello. I ② am Peter . Today is my birthday.③ I am six years old.This is Sally. She ④ is my classmate.⑤ She is nice. We ⑥ are inClass 1B. ⑦ We are good friends.This is Nick. He ⑧ is my classmatetoo. We ⑨ are in Group 4. Nick⑩ is kind. ⑪ He is a

good boy.