

3

Caring for others

Vocabulary

Activities

1 watch a cartoon



4 drink some milk



8 eat some bread



7 eat some biscuits



9 eat some cakes



Feelings

10 tired



11 bored





2 read comics


3 take a rest

5 drink some juice


6 drink some water

Vocab booster
More words on pp.81-82!

12 hungry



13 thirsty



Read the story.





Values

Protect myself

What lesson can you learn from the story?
What must you do when you see strangers?



Values pledge on pp.95–96

Post-reading

Read the story again. Are the sentences true (T) or false (F)? Write 'T' or 'F' in the boxes.

- 1 a Gretel feels thirsty.
- b Hansel and Gretel are both hungry.
- c The witch likes Owl.
- d Hansel and Gretel run away from the witch.

Answer the questions. Write and tick (✓) the best answers.

- 2 How do Hansel and Gretel feel in Picture 3?

Hansel and Gretel feel _____.

- 3 Who helps Hansel and Gretel?

_____ helps the children.



- 4 How does the witch feel in Picture 7?

What does the witch say?
How does she say it?

- A. B. C. D.



happy



scared



angry



tired

- 5 The witch wants to _____ Hansel and Gretel.

- A. eat
 B. help
 C. play with
 D. talk with

Language focus 1

Are you cold?

Yes, I am.

No, I'm not. I'm fine.

I'm = I am

The children are in the park. Finish what they say.



Your turn

Get into pairs and mime different feelings.

Are you bored?



Yes, I am.

Language focus 2

I'm hungry.

I'm hungry | too.

Let's | eat some biscuits.

Let's = Let us

The children are at home. Finish what they say.

drink some juice eat some bread take a rest watch a cartoon



Your turn

Ask how your classmates feel now. Then make some suggestions.

Are you hungry?

Yes, I am.

Let's eat some cakes.



Listening & Speaking

Listening skill

Understand how the speaker feels

A How do the children feel? Listen and write the correct letters (A–D) in the boxes.

A




angry

B



surprised

C



bored

D



tired

1

Sam

2

Sally

3

Henry

4

Kelly

Speaking skill

Show our care

B Act out the conversation. Use different food.



Person 1: Are you OK? You don't look well.

Person 2: I'm fine. I'm just a bit hungry.

Person 1: Here is a sandwich for you.

Person 2: Thanks for sharing.

Phonics

-st

rest

best

-tch

watch

catch

Listen and say the rhyme.

The **witch** wants to **catch** a **beast**.

She wants to have a **tasty feast**.



A. Listen and write the words.

ma _____



te _____



wa _____



re _____



B. Now listen and write the numbers (1–4) in the .

© Pearson Education Asia Limited 2022

All rights reserved; no part of this publication may be reproduced, photocopied, recorded or otherwise, without the prior written permission of Pearson Education Asia Limited.

What is it?

A poster is a large sheet of paper. It may give us information about an event.

Smart Kids' Centre

9 to 12-year-olds are welcome!

SUMMER CAMP

Feel bored during the holiday?
Come and join us today!

Lots of fun,
Under the sun!

Catchy slogans

Pictures to get our attention



snorkelling



kayaking



birdwatching



beach volleyball

Details of the event

Date: 11/8–13/8

Price: \$1,200

Place: Sai Kung Sports Centre

For more information

- Call Ms Yu at 2338 8282
- Visit www.smartkids.org

- A** Read the poster. Who can join the summer camp?
Circle.

Who is the summer camp for?

Cherry
9 years old



Jack
13 years old



Tom
8 years old



Sam
10 years old



Dora
11 years old



- B** Answer the questions. Tick (✓) the best answers.

1 The poster invites children to _____.

- A. go to Smart Kids' Centre B. join summer classes
 C. join an event D. do sports

2 Jo is at the camp. What activity is she doing?

I'm playing a ball game.



- A. snorkelling B. kayaking
 C. birdwatching D. beach volleyball

3 You want to find out more about the camp. What can you do?

- A. visit the website of Sai Kung Sports Centre
 B. talk to Ms Yu
 C. call Sai Kung Sports Centre
 D. go to Sai Kung Sports Centre

Look at 'For more information'.

Try
this

Take a photo of a poster. What event is it about? Do you want to join the event? Share with your friends.

4

Sharing things

Vocabulary

Food

1 eggs

2 bananas

3 pears



4 sandwiches



7 peaches

6 mangoes



Adjectives

11 sweet



12 sour





9 strawberries

10 cherries

5 potatoes

8 tomatoes

Vocab booster
More words on pp.83–84!



13 juicy



13 soft




14 hard


Read the story.



It is shopping day. The twins are excited.


 : Eric and Erica, please go to the market to buy some food.


 : Yay!


 : Let's go!



Eric and Erica buy lots of food in the market. They meet a gorilla on their way home. He looks very hungry.

 : Are you hungry? Do you want some food?


 : Yes, please. I like bananas because they are sweet.


 : Here you are.

 : Thanks!



Next, the twins meet a fox. She looks very hungry.


 : Do you want some lemons?

 : No, thanks. I don't like lemons because they are sour.

 : Do you want some strawberries?

 : Mmm! Yes, please!

Then, a panda comes.

 : I like lemons!


 : Here you are, Paul!

The twins are back home.

 : Where is your food?

 : Sorry, Mum. All our friends are hungry today!

 : Please don't be angry with us.

 : Don't worry. I'm not angry. I'm proud!



Values

Care and share

Why is Mum proud at the end of the story?



Post-reading

Read the story again. Fill in the blanks with the correct fruit names.

1  : I love _____. I don't like _____.

2  : I love _____.

3  : I love _____.

Answer the questions. Tick (✓) the best answers.

4 Why do Eric and Erica say sorry in Picture 5?

- A. They have no fruit.
- B. They are angry.
- C. They are proud.
- D. They get home late.

5 How does Mum feel in the end?

- A.
- B.
- C.
- D.



 6 Choose the best title for this story.

- A. A day at the market
- B. The kind twins
- C. Yummy fruit
- D. A proud mother

What is the main message of the story?

Language focus 1

some + plural nouns

Do you want	some	bananas?
		sandwiches?
		cherries?

singular (1)	plural (more than 1)
banana	bananas +s
peach mango	peaches mangoes +es
cherry	cherries y → ies

Yes, please. I'm hungry.

No, thank you. I'm fine.

More **plurals** on p.91

Tim's family are having a picnic. Finish what they say.



Do you want some pears?

Yes, please. I'm hungry.

e.g.

... sandwiches?

No, thank you. I'm fine.

...

3

...

Your turn

Bring some food items to the class. Get into pairs and role-play sharing food.

Language focus 2

I like peaches because they are sweet.

like / don't like + plural nouns

I don't like lemons because they are sour.

Use 'because' to give reasons.

don't = do not

John and his mother are in the supermarket. Finish what they say.

juicy sour sweet soft

I like peaches because they are juicy.

e.g. peach 1 lemon 2 cherry 3 banana

Your turn

What fruit do you like / not like? Why?

Listening & Speaking

A Miss Li is telling the class a story.
Listen and circle the correct answers.



Listen for reasons


Pay attention to the word 'because' and the words after it.

1 Mum is worried because Ben _____.

- A. loves eating B. eats a lot C. doesn't eat fruit

2 Ben is happy because he _____.

- A. can have a birthday party
B. loves parties
C. can cook a lot of food



3 Ben loves the strawberry sandwich because it is _____.


- A. sour B. sweet C. big

B Act out the conversation. Use different food.




Say what we like / dislike



 I love the taste of durians.
They're yummy / great!



 I hate the taste of durians.
They're yucky / disgusting!



Phonics

-nk

thank

drink

-nt

want

plant

Listen and write the letters 'nk' or 'nt'. Say the sentences.

Pinky the elepha _____ loves to wi _____.

She bends her tru _____ and starts to dri _____.



Task

Write a story about caring and sharing

STEP 1 ▶ Let's read

Writing skill

Use questions to brainstorm ideas

You can use questions to help you think about the details of a story.



It is Sunday. Derek and Dora are happy.

Who are in the story?



: Derek and Dora, please go to the supermarket to buy some fruit.



: Yeah!



Who do they meet?

Derek and Dora buy lots of fruit in the supermarket. They meet a squirrel on their way home. She looks very thirsty.

How does she feel?



: Are you thirsty? Do you want some fruit?



: Yes, please. I like oranges because they are juicy.



: Here you are.

What fruit does she like?



: Thanks!

STEP 2 ▶ Let's practise

What happens in Pictures 3 and 4? Write.



Next, Derek and Dora meet a _____ .
He looks very hungry.

Who do they meet?

 : Do you want _____ ?


What fruit does Derek have?

 : _____ I don't like _____ .

What does the character say?



 : Do you _____ ?

 : Mmm! Yes, please!

What fruit does Dora have?

Then, a rabbit comes.

 : I like _____ !

What fruit does the character like?

 : Here you are.

STEP 3 ▶ Let's write

Write your own ending for the story with the help of the picture and questions on pp.93–94. Choose the best story in your group and act it out.

© Pearson Education Asia Limited 2022

All rights reserved; no part of this publication may be reproduced, photocopied, recorded or otherwise, without the prior written permission of Pearson Education Asia Limited.



Ch 3



- ... talk about **activities** and **feelings**.
- ... ask and answer questions about how people feel (e.g. **Are you ... ? Yes, I am. / No, I'm not.**) .
- ... use adjectives (e.g. **bored**) and **too** to talk about how people feel.
- ... use **Let's** to make suggestions.
- ... understand **posters**.

Ch 4

- ... talk about **food** and use **adjectives** to describe food.
- ... ask and answer questions about what people want (e.g. **Do you want ... ? Yes, please. / No, thank you.**)
- ... use plural nouns (e.g. **bananas, peaches, cherries**) to talk about food we like / don't like.
- ... use the simple present tense to talk about food we like / don't like (e.g. **I like cherries.**).
- ... use **because** to give reasons.

Task

- ... use questions to brainstorm ideas.
- ... think of an interesting ending for a story.