

3

In the park

Vocabulary

Things in the park

1 the sky

3 the grass

6 a swing

7 a slide

8 a see-saw

10 an ant

11 a bee

2 a tree

4 a flower

5 a bench

9 a pond

12 a butterfly

13 a bird

Vocab booster

More words on pp.81-82!

Read the story.





Values

Appreciate nature

Do you like going to the park?
What can you see there?



Post-reading

Read the story again. Where are the animals? Draw lines.

1 a



•

•

b



•

•

c



•

•

d



•

•

in the pond

on the bench

on the flower

under the tree

Answer the questions. Write and tick (✓) the best answers.

2 Where are the children?

The children are _____ .

3 Look at Picture 2: It is beautiful!

'It' refers to _____ .

- A. the flower
- B. the butterfly
- C. the bee

 4 Look at Picture 6. The teacher thinks the picture is _____ .

- A. pretty
- B. small
- C. bad

What does the teacher say?
How does she look?

Language focus 1

What **can** you **see**?

I can see
 a bird.
 an ant.
 some flowers.



a bird



an ant



some flowers

a / an = one

some = more than one

The children are making a video in the park. Finish what they say.

ant bench pond see-saw trees




Your turn

Make a video of a park near your home and share it with your class.

Language focus 2

I can see	some birds	in	the sky.
	an ant	on	the grass.
		under	the tree.
		near	the bench.



The children are in the park. What can they see? Finish what they say.

ants bees bird butterflies

in near on under sky slide swing tree

1

2

3

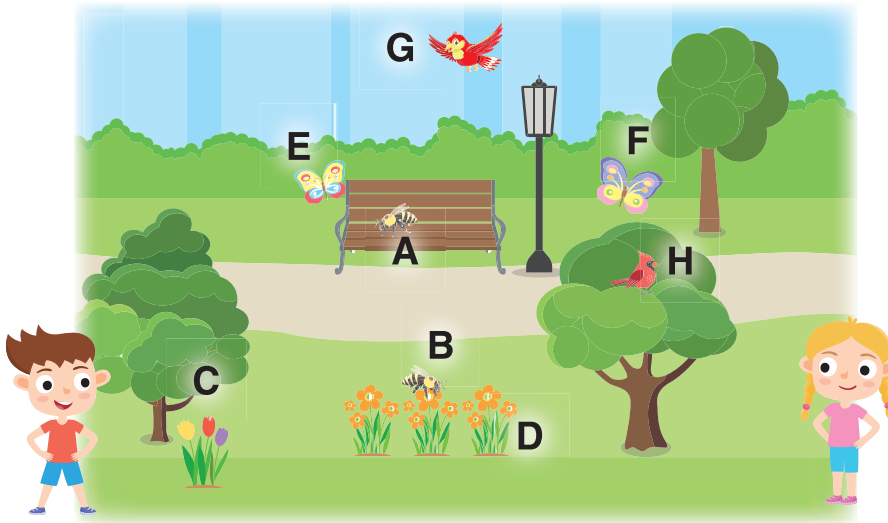
4

e.g.

I can see some fish in the pond.

Listening & Speaking

A Which things are the children talking about? Listen and circle the correct letters.



Listening skill

Listen for location

in under
on near

1 A / B

2 C / D

3 E / F

4 G / H

B Act out the conversation. Use different things in the park.



Person 1: Oh, look! Can you see that bird over there?
Person 2: Oh, yes! It is beautiful.

Speaking skill

Get attention

Oh, look!
Hey!

Phonics

ch bench chair

th the this

Now listen and circle the words you hear.

1 cheat

sheet

2 cheap

jeep

3 that

dad

4 those

nose

What is it?

A caption tells us what a photo or picture is about.

Animals around us



This is a photo.

Look at the caterpillar!
It is on the leaf.

This is a caption. It is usually
under or near the photo.



A Match the captions with the photos on p.33. Write A or B under the photos.

A Look at the squirrel.
It is on the branch.

B Can you see the frog?
It is on the white flower.



B Answer the questions. Tick (✓) the best answers.

1 Where can you find a branch?

A.

B.

C.



in a tree

on a stone

near a river

2 What is a leaf?

A.

B.

C.



Try this

Find a photo of an animal or an insect. Write a caption for the photo.

4

Amazing animals

Vocabulary

Zoo animals

1 a zebra



2 a monkey



6 a panda



5 a lion



Body parts

9 a tail




10 fur



3 a tiger




4 a giraffe



7 a hippo



8 an elephant



Vocab booster
More words on pp.83–84!

11 a neck



12 wings




Read the rhyme.

A day at the zoo

by Jacky Li



Identify rhyming words



1 How many monkeys are there?

Can you see?

There are twelve monkeys.


They are in the tree.


2 How many hippos are there?

Look over there!

There are fourteen hippos.

They have no hair.





- 3** How many elephants are there?
There are eighteen.
They have long trunks.
Their skin is grey, not green.

- 4** How many pandas are there?
There is one.
It has black eyes and ears.
It is hiding from the sun.



Values





Discover the wonders of nature
What is your favourite animal?
Why do you like it?



Post-reading

Read the rhyme again. Complete the table. Write numbers.


1

How many?			
a 	b 	c 	d 

What do the animals look like? Write the correct words in the blanks.

- 2 The hippos have no _____ .
- 3 The elephants have grey _____ .
- 4 The panda's eyes are _____ .

Tick (✓) the best answers.

-  5 Which words rhyme?
- A. 'tree' and 'there'
- B. 'see' and 'hair'
- C. 'one' and 'sun'
- 6 In Stanza **4** : It is hiding from the sun.
'It' refers to _____ .
- A. the sun
- B. the ear
- C. the panda

Rhyming words have the same ending sound.

Language focus 1

How many elephants are there?

Use plural (+s) in questions.


There	is	one elephant.
	are	eighteen elephants.

Numbers 11–20


11	eleven	16	sixteen
12	twelve	17	seventeen
13	thirteen	18	eighteen
14	fourteen	19	nineteen
15	fifteen	20	twenty

The children are looking at the animals in a safari park. Count the animals and finish what they say.


e.g.



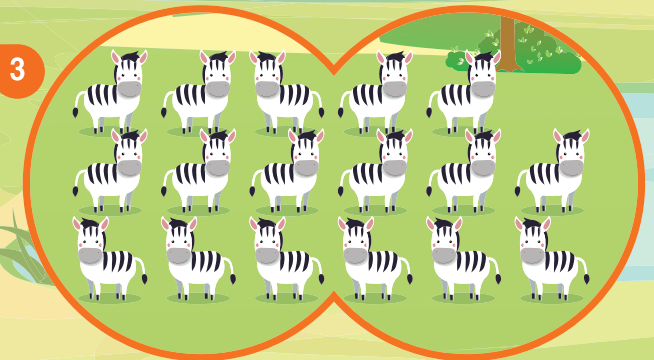
1



2



3



How many tigers are there?

There are twelve tigers.

Language focus 2

It has a long tail.

They have long tails.

The children are at the zoo. Finish what they say.



Listening & Speaking

A How many animals are there? Listen and write the correct numbers on the signs.



Listen for numbers

11–20
eleven to twenty



B Act out the conversation. Use different animals and the numbers from 11 to 20.



Show surprise



: There are sixteen giraffes on the grass.

: Really?

: Yes! There are sixteen giraffes!

: Wow!

Phonics

v eleven seven

z zoo zebra

Listen and write the letters 'v' or 'z'.
Say the sentences.

Zippy the ___ebra lives in the ___oo.

She visits the ___et with Victor the kangaroo.



Task

Make a class book about animals

STEP 1 ▶ Let's read

Writing skill

Use questions to brainstorm ideas

You can use questions to help you think about what to write, e.g.

- 1 How many are there?
- 2 What colour is it / are they?
- 3 Where is it / are they?
- 4 What does it / do they look like?
- 5 What is amazing about it / them?



There is a cheetah on the grass.

How many are there?

It has a long tail and black spots.

Where is it?

What does it look like?

It can run fast.

What is amazing about it?

Tips

Remember to use the correct verbs:

is / are + place / colour

It **is** on the sand. They **are** brown.

has / have + body parts

It **has** a long tail. They **have** short legs.

STEP 2 ▶ Let's practise

Which questions from p.43 do these sentences answer? Write the correct numbers in the boxes.



There are two penguins on the ice.

They are black and white.

What amazing thing can you add? Choose the best sentence and write on the line.

They are small.

They have feet.

They are good swimmers.


STEP 3 ▶ Let's write

Write about some amazing animals. Put your writing together to make a class e-book.



Ch 3



- ... talk about **things in the park**.
- ... ask and answer questions about what we can see (e.g. *What can you see? I can see ...*).
- ... use **a / an** and **some** correctly.
- ... use prepositions (e.g. *in, on, under, near*) to talk about where things are.
- ... understand **captions**.

Ch 4

- ... talk about **zoo animals** and **body parts**.
- ... ask questions about numbers (e.g. *How many ... are there?*).
- ... use **There is / are** to talk about the number of animals.
- ... use **It has / They have** to talk about body parts of animals.

Task

- ... use different questions to brainstorm ideas.
- ... use the correct subject and verb.