

A Match the pictures to the places. Write the letters in the correct boxes.

A.



B.



C.



J.



1 **A** a classroom

2 **B** a library

3 **I** toilets

4 **G** a lift

5 **H** a computer room

6 **F** a tuck shop

7 **D** a garden

8 **E** an art room

9 **C** a playground

10 **J** a music room

D.



I.



E.



H.



G.



F.



Date: _____

B What do you do in these places at school? Fill in the blanks.

have play
sing wash

books computer flowers
lessons pictures snacks



paint pictures



buy snacks



borrow books



use the computer



sing



wash hands



have lessons



play games



plant flowers










Date: _____

C The monsters are in Monster Fun Centre. Finish what they say.
(Accept any reasonable answers.)










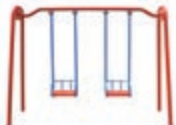

Monster Fun Centre

5/F: computer room	
4/F: games room	
3/F: library	
2/F: art room	
1/F: hall	

- 1  : Monster Fun Centre is nice! Is there an art room?
 : Yes, there is . We can paint paintings there.
- 2  : Is there a _____ computer room?
 : Yes, there is. _____
 : Great! We can use the computer _____ there.
- 3  : Is there a _____ music room?
 : No, there isn't. _____
- 4  : Is there _____ a reading room?
 : No, there isn't _____ . But there's a library.
 We can borrow books _____ there. We can read books there too.

Date: _____

D Complete the floor plan of Monster School. Then finish what the monsters say.

Monster School		
5/F	<u> fifth </u> floor	
4/F	<u> fourth </u> floor	 
3/F	<u> third </u> floor	
2/F	<u> second </u> floor	
1/F	<u> first </u> floor	
G/F	<u> ground </u> floor	 



: Where is the music room?

: It's on the **1** fourth floor .

: **2** Where is the tuck shop?

: It's **3** on the first floor.

: **4** Where are the classrooms?

: **5** They're on the third floor.

: **6** Where is the playground ?

: **7** It's on the ground floor. Let's go play there!

My Progress Ask students to turn to p.33 and draw the smileys.


A Look at the signs. Tick (✓).

1




Don't litter.
 Don't spit.
 Keep quiet.

2




Line up.
 Climb the tree.
 Walk on the grass.

3




Keep off the grass.
 Don't pick the flowers.
 Don't climb the tree.

4




Don't litter.
 Sit still.
 Stand up.

5



Wait for your turn.
 Sit still.
 Walk on the grass.

6



Sit on the tree.
 Don't litter.
 Don't climb the tree.

Date: _____

B The children are not behaving. What does the teacher tell them to do? Write.

litter pick climb keep off spit



1



Keep off the grass.

2



Don't climb the tree.

3



Don't pick the flowers.

4



Don't litter. Keep clean.

5



Don't spit. Keep clean.

Date: _____

C The teacher is writing rules for some places at school. Circle the correct places and finish the rules.

1

Rules for the (library / music room)

We must keep quiet. We mustn't talk. 

We must wait for our turn to borrow books. 

We mustn't eat or drink. 

2

Rules for the (school hall / garden)

We mustn't litter. We must keep clean. 

We must keep off the grass. 

We mustn't pick the flowers. 

We mustn't climb the trees. 

3

Rules for the (classroom / tuck shop)

We mustn't eat. 

We mustn't run. We must sit still. 



Date: _____

D The teacher is telling some new students about the school rules. Finish what they say.

must mustn't

in on

1




T: You **mustn't** eat **in** the library. You can eat at the tuck shop.

A: Sorry. I'm a new student. Where is the tuck shop?

T: It's **on** the first floor.

2

T: You **mustn't** run in the school hall. You can run **in** the playground. The playground is **on** the ground floor.



B: Sorry, teacher.

3



T : Children, you **must** line up **in** the playground. You **must** wait for your turn. You **mustn't** fight.

C & D: Sorry, teacher.

My Progress Ask students to turn to p.33 and draw the smileys.

A Unscramble the words. Then match them with the correct pictures. Write the numbers (1–8) in the correct boxes.

1 rhnugy → **hungry**

2 edorb → **bored**

3 tyirths → **thirsty**

4 reitd → **tired**



3

2

4

1

5 skace → eat some **cakes**

6 notorac → watch a **cartoon**

7 kilm → drink some **milk**

8 msicoc → read **comics**



7

6

8

5

Date: _____

B Correct the mistakes. Follow the example.

Larry is eating
some cakes.

biscuits



Ken is watching
comics.

a cartoon / cartoons



Grandma is taking
a game.

rest



Sophie is eating
some biscuits.

bread



Mum is drinking
some water.

juice



Eric is drinking
some water.

milk



Tammy is reading
cartoons.

comics

Date: _____

C Mum is talking to the children. Finish what they say.

Mum : Are you thirsty, children?

Joe : ① No , I'm not. I'm fine.Anna : ② Yes , I am.

Mum : Do you want some juice?

Anna : Yes, please.

Mum : Here you are.

③ Are you hungry, children? I have some bread.Anna : ④ No, I'm not . I'm full!Joe : Yes, ⑤ I am .
Can I have some bread, please?

Mum : OK. Here you are.

⑥ Are you bored, children?Anna : ⑦ Yes , I am .

Joe : I'm bored too.

Mum : I have some storybooks. Let's read together.

Children : Yes, Please!

**What do they do? Tick (✓).**

A.



B.



C.






Date: _____

D Finish the comic strip.

hot hungry thirsty tired

Let's too



My Progress Ask students to turn to p.33 and draw the smileys.

Teacher's note:

Revision 1 covers what students learnt in Chapters 1–3.

Date: _____

A Read the sentences and complete the crossword.

Down ↓

- 1 Please w_____ for your turn to use the computer.
- 3 There is a p_____ in my school. We can play games there.
- 5 Don't pick the f_____.
- 7 I am b_____. Let's watch a cartoon.

Across →

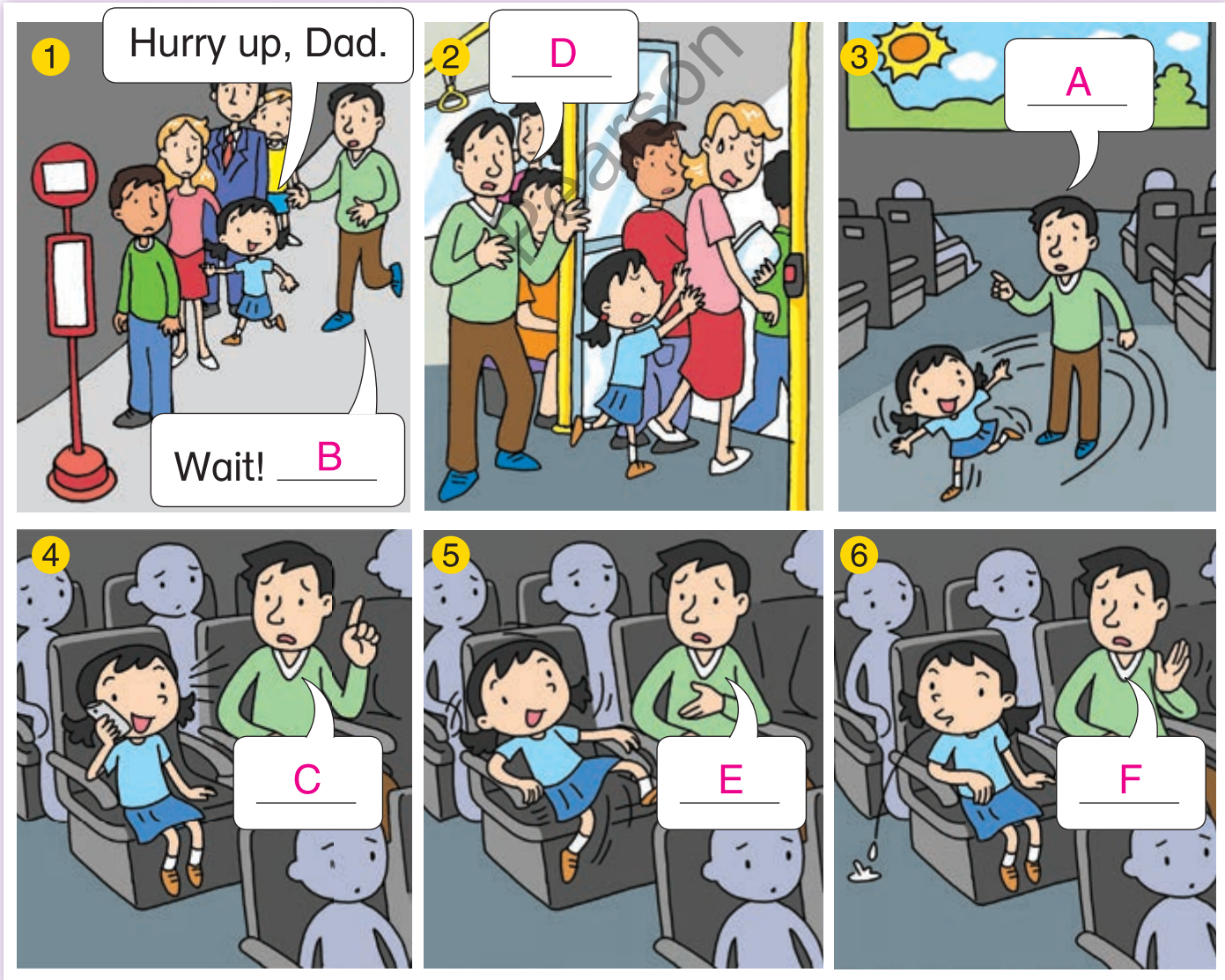
- 2 The t_____ are on the first floor. You can wash your hands there.
- 4 We can borrow books in the l_____.
- 6 This is my c_____. We have lessons here.
- 8 Are you t_____? Let's take a rest.



Date: _____

B Lucy is naughty. What does her dad say? Finish the sentences. Then write the letters in the correct bubbles.

- A. Don't run _____ around in the cinema.
- B. We must line _____ up at the bus stop.
- C. Don't talk _____ on the phone here. Keep quiet _____ !
- D. Lucy, don't push on the bus.
- E. Sit still _____, Lucy.
- F. Don't spit _____, Lucy. Keep clean.
- G. Don't litter _____. Put the rubbish in the bin.



Date: _____

C Put the sentences in the correct order. Write the numbers (2–5) in the correct boxes. Then answer the questions.

- 1
- 3 Great! Let's go and play on the grass.
 - 5 Sorry.
 - 1 Is there a playground around here?
 - 4 Look at the sign. We must keep off the grass.
 - 2 Yes, there is. It's on the ground floor.



What sign are the children talking about? Tick (✓).

<p>A.</p>  <div style="border: 1px solid orange; width: 40px; height: 20px; margin-left: auto; margin-right: auto;"></div>	<p>B.</p>  <div style="border: 1px solid orange; width: 40px; height: 20px; margin-left: auto; margin-right: auto; text-align: center;">✓</div>	<p>C.</p>  <div style="border: 1px solid orange; width: 40px; height: 20px; margin-left: auto; margin-right: auto;"></div>
--	---	--

- 2
- 2 Yes, I am. Is there any food?
 - 1 Are you hungry, Nick?
 - 5 I'm thirsty too. Let's drink some water.
 - 4 Yummy! I'm thirsty now, Mum.
 - 3 Yes, there is. Let's eat some banana bread.



What food does the boy like? Tick (✓).

<p>A.</p>  <div style="border: 1px solid green; width: 40px; height: 20px; margin-left: auto; margin-right: auto;"></div>	<p>B.</p>  <div style="border: 1px solid green; width: 40px; height: 20px; margin-left: auto; margin-right: auto; text-align: center;">✓</div>	<p>C.</p>  <div style="border: 1px solid green; width: 40px; height: 20px; margin-left: auto; margin-right: auto;"></div>
--	---	--

Date: _____

D Leo and Lily are in the garden. Finish the conversation. Write the correct words in the blanks.

Lily : Let's go to the garden.

Leo: ① there a garden near here?

① Is

Lily : Yes, ② is. It's over there.

② there

Leo: Oh, I see it now. Let's go!

In the garden ...

Leo: Oh no, Lily. We ③ sit on the grass. Look at the sign! We ④ keep off the grass.

③ mustn't / must not

④ must

Lily : OK. Let's sit on the bench.

⑤ you hungry, Leo?

⑤ Are

Leo: Yes, I ⑥ .

⑥ am

Lily : I'm hungry too. ⑦ eat some biscuits. We can drink some juice too.

⑦ Let's

After a while ...

Leo: Hmm ... I'm very full now. Let's go and play.

Lily : Oh no, Leo. Pick up your rubbish. Look at the sign. It says ...

What sign is Lily pointing at? Tick (✓).

<p>A.</p>  <input type="checkbox"/>	<p>B.</p>  <input type="checkbox"/>	<p>C.</p>  <input checked="" type="checkbox"/>
--	--	---