

5

My toys


Vocabulary

Toys


1 a train



4 a plane
(an aeroplane)




5 a robot




Colours


9 red



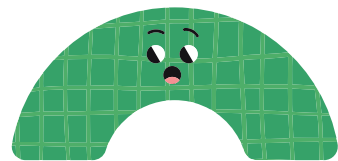
10 orange



11 yellow



12 green



13 blue



2 a teddy bear



3 a car



6 a doll



7 a ball




8 a gun




Vocab booster

More words on pp.89-90!

14 purple



15 pink




16 white




17 black



18 brown



Read the story.






Post-reading


Read the story again. Who do the toys belong to? Draw lines.


- 1 a toy train •
b toy bus •
c toy car •
d toy aeroplane •




What colour are the toys? Write the correct colours in the boxes.


2 a 

b 

c 

d 




Tick (✓) the best answers.

-  3 Look at Picture 3: What colour are they?
'They' refers to ____ .

- A. Danny and Tim
 B. the train and the aeroplane
 C. the buses

Read the sentence
before 'they'!

- 4 How do the boys feel in Picture 5?

- A.  angry
- B.  happy
- C.  sad

Language focus 1

What colour
is it?
are they?

It is
They are
green.
blue and white.

Use 'and' to link
two things.

The children are at Harry's birthday party. Finish what they say.

What colour is it?

I have a plane for you.

It is orange and white.

e.g.

1

2

3

4

Language focus 2

I have **a** car and **an** aeroplane.

The car is red. **The** aeroplane is blue.

Use 'the' when you talk about a thing the second time.

The children are talking about their toys. Finish what they say.



Your turn

Bring a toy to school. Tell the class about it.

Listening & Speaking

A Which toys are the children talking about? Listen and write the correct letters in the boxes.

Listening skill



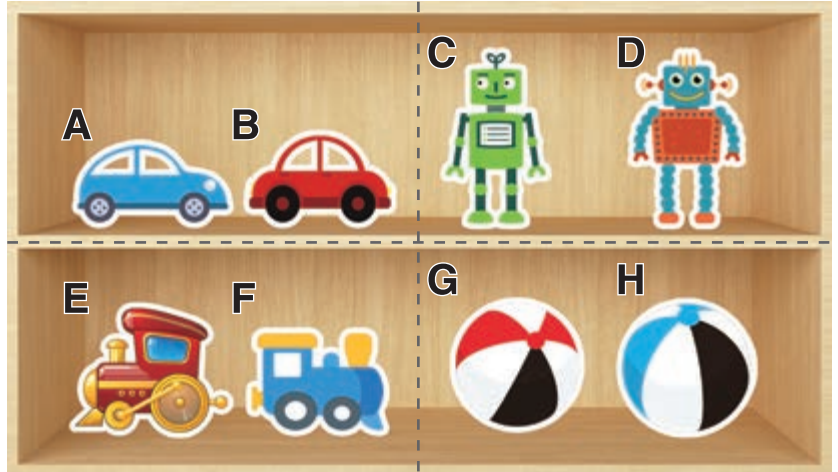
Listen for colours

red 

blue and green  



1 2 3 4



B Act out the conversation. Use different toys.

Speaking skill

Ask to play with someone's toys



: Can I play with your robot, please?

: Sure.

: Thanks.

Phonics

r red robot

u gun run

Put the sounds together. Say and write in the .



r + un =

g + un =

f + un =


Now listen and write the numbers (1–3) in the .

What is it?

A riddle gives us clues to find the answer.



Children like it a lot.



It has eyes and a nose.

It is a toy. It is not in a zoo.



It is brown, not blue.



What is it?

A riddle ends with a question.



A Follow the steps and solve the riddle.

1 Read line 1. Look at the four pictures below. Tick (✓) the thing(s) that children like.

2 Read line 2. Tick the thing(s) with eyes and a nose.

3 Read line 3. Tick the toy(s).

4 Read line 4. Tick the thing(s) that are brown.

A



B



C



D



B Answer the questions.

1 The answer is a _____.

2 Which two words in the riddle rhyme?

- A. 'lot' and 'nose'
- B. 'blue' and 'zoo'
- C. 'nose' and 'zoo'

Which picture has four ticks?
This is the answer.

Rhyming words have
the same ending sound.

Try
this

Write a riddle about a toy.

6

My clothes

Vocabulary

Clothes



5 a T-shirt



1 a blouse



2 a shirt



3 a skirt



4 a dress

10 socks



a hat

a T-shirt

a shirt

a blouse

a dress

a skirt

6 a hat

7 shorts

9 a jacket

8 trousers

11 shoes

Vocab booster
More words on pp.91–92!



a jacket

shorts

trousers

socks

shoes

Read the magazine article.



Guess the meaning of unknown words

Kids' Monthly

Clothes from around the world



by Elizabeth Li



The Perry brothers, USA

These boys are on holiday. Their shirts are colourful. Their sunglasses are cool too!



Colin, Scotland

I like Colin's clothes. His skirt is red, green and yellow.

This is a kilt — a skirt for boys and men in Scotland.

Mar 20XX



Mee & Dong, Korea

Look at these children's clothes. I like their red jackets. Mee's skirt is blue and gold. It is beautiful!

Look at me and my mother. Our dresses are red. I think we look nice. Do you like our clothes?



Elizabeth & Mrs Li, China

Values

Appreciate my own culture
When do you wear traditional clothes?
Do you like them?

Post-reading

Read the magazine article again. Write the letters in the correct boxes.

- 1 a Elizabeth wears . **A** a red dress
- b Dong wears . **B** colourful shirts
- c Mee wears . **C** a blue and gold skirt
- d The Perry brothers wear . **D** a red jacket

Answer the questions. Write and tick (✓) the best answers.

- 2 What colour is Mee's jacket? It is _____ .
- 3 Who is from Scotland? _____ is from Scotland.



4 Which picture shows a kilt?

Look at the photo on p.63 and the words after 'kilt'.

A.



B.



C.



5 Read what Elizabeth says: I think we look nice.
'We' refers to _____ .


- A. our clothes
- B. our dresses
- C. Elizabeth and her mum

6 What is this magazine article about?


- A. children
- B. Chinese people
- C. clothes from different countries

Language focus 1


Look at	Jerry's	clothes.	His	T-shirt	is	blue.	's = belong to
	Kate's		Her	socks	are		




Jerry's clothes



Kate's clothes



He → His T-shirt



She → Her socks

Peter and Mandy are showing their clothes to their friends. Finish what the children say.



Peter

Mandy

e.g.

1

2

3

Look at Peter's clothes.
His jacket is red.

...

Language focus 2

Our	hats	are	pink.
Their			brown.



Joe is introducing the characters in a play. Finish what he says.

We are Joe and Dan. Our hats are black. Our ...

They are Ben and Mandy. Their ... Their ...



Dan

Joe

Ben

Mandy



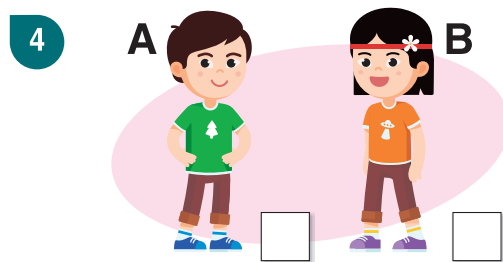

Listening & Speaking

Listening skill

Listen for possessive adjectives

his her their

A Who are the children talking about?
Listen and tick (✓) the correct children.



B Act out the conversation. Use different clothes.



Person: Hello, Sally!

Person: Hi! Nice hat!

Person: Thanks. I like your shoes too. They are quite cool.

Person: Thanks. They are my favourite shoes.

Speaking skill

Give praise

Phonics

j jacket


sh shirt

qu quiet

Listen and write the correct letters. Say the sentences.

j The ___een has a ___acking duck.

qu '___h,' ___e says. 'You ___ump and
sh talk too much.'



Task

Make a board display of a class fashion show

STEP 1 ▶ Let's read

Writing skill



Organise ideas

Write about the clothes from top to bottom.
This makes your writing easy to follow.



Look at Ben.

His T-shirt is blue.

His trousers are blue.

His boots are red.

He is smart.

Add a comment
about your friend.

Tips

Remember



his



her



their

STEP 2 ▶ Let's practise

Put the sentences in order. Write 1–3.

Look at Candy.

- Her dress is red and white.
- Her hat is red and white.
- Her boots are black.

She is cute.


Tips


a T-shirt



a dress

+ is



shorts




trousers

+ are

STEP 3 ▶ Let's write

Have a class fashion show and make a board display.



Ch 5




- ... talk about **toys** and **colours**.
- ... ask and answer questions about colours (e.g. *What colour is it / are they?*).
- ... use **and** to add information.
- ... use **a / an** and **the** correctly.
- ... understand **riddles**.

Ch 6

- ... talk about **clothes**.
- ... use possessive adjectives (e.g. *his, her, our, their*) to identify other people's clothes.
- ... use **'s** to identify other people's clothes.

Task

- ... describe my classmates' clothes in a fashion show.
- ... write about my classmates' clothes in a good order.



Appendix

Reading across the curriculum — Technology	pp.73–74
Reading across the curriculum — Culture	pp.75–76
Reading across the curriculum — Science	pp.77–78
Junior ambassador project — Traditional Chinese clothes	pp.79–80
Vocab booster Ch 1–6	pp.81–92
Classroom language	pp.93–94
My revision notes	pp.95–96
Values pledge	pp.97–98

Pearson

