

# 6

# My clothes

[vocab ppt, vocab video, e-Flashcards]

## Vocabulary

## Clothes



A *T-shirt* has no collar and is short-sleeved. A long-sleeved, thicker, collar-less clothing item is called a *sweatshirt*.

5 a T-shirt

4 \*a dress

3 \*a skirt

1 a blouse

A *blouse* is a shirt for females.

2 a shirt

10 socks

\* A *dress* covers the top part of our body and part or all of our legs. A *skirt* is like the bottom part of a dress and only covers our body from the waist down.



a hat

a T-shirt

a shirt

a blouse

a dress

a skirt

6 a hat

7 shorts

9 a jacket

A jacket is a short coat.

8 trousers

11 shoes

**Vocab booster**

More words on pp.91–92!

These are plural nouns. They do not take the article *a*. Other examples are *jeans*, *swimming trunks*, *leggings*. We can say *a pair of shorts / trousers / socks / shoes*, etc.



a jacket

shorts

trousers

socks

shoes

Read the magazine article.

Guess the meaning of unknown words

Kids' Monthly

# Clothes from around the world



by Elizabeth Li

This is Elizabeth Li, the writer of this article.



Q1d The Perry brothers, USA

These boys are on holiday. <sup>Q1d</sup> Their shirts are colourful. Their sunglasses are cool too!

Here cool means attractive or fashionable.



Q3 Colin, Scotland

I like Colin's clothes. His skirt is red, green and yellow.

Q4 This is a kilt — a skirt for boys and men in Scotland.

Point out to students the *kilt* is in checkered pattern.

Mee

Dong



Q1b  
Mee & Dong, Korea

Q1b, c, 2  
Look at these children's clothes. I like their red jackets. Mee's skirt is blue and gold. It is beautiful!

Q5  
Look at me and my mother. Our dresses are red. I think we look nice. Do you like our clothes?

Q1a



Q1a  
Elizabeth & Mrs Li, China

Values

Appreciate my own culture

When do you wear traditional clothes?

Do you like them? [personal response]

[values ppt]



# Post-reading

post-reading ppt

locating specific information

Read the magazine article again. Write the letters in the correct boxes.

- 1 a Elizabeth wears .
- b Dong wears .
- c Mee wears .
- d The Perry brothers wear .

**A** a red dress

**B** colourful shirts

**C** a blue and gold skirt

**D** a red jacket

Answer the questions. Write and tick (✓) the best answers.

locating specific information

- 2 What colour is Mee's jacket? It is red.

locating specific information

Ask students to study the captions below the photos.

- 3 Who is from Scotland? Colin is from Scotland.

unknown words



- 4 Which picture shows a kilt? Look at the photo on p.63 and the words after 'kilt'.

A.



B.



C.



pronoun references

- 5 Read what Elizabeth says: I think we look nice.  
'We' refers to \_\_\_\_\_.

Ask students to look at the lines before what Elizabeth says: 'Look at me and my mother. Our dresses are red.'

A. our clothes

B. our dresses

C. Elizabeth and her mum

main idea

- 6 What is this magazine article about?

A. children

B. Chinese people

C. clothes from different countries

# Language focus 1

grammar ppt, grammar video,  
language focus answer key ppt!

Students learnt the possessive adjectives *my* and *your* in Book 1A Ch 1.

Look at Jerry's  
Kate's clothes.

His T-shirt is blue.  
Her socks are blue.

's = belong to



Jerry's clothes



Kate's clothes



He → His T-shirt



She → Her socks

Peter and Mandy are showing their clothes to their friends. Finish what the children say.

Peter

Mandy

e.g.



2 Look at Mandy's clothes. Her dress is pink.

3 Look at Mandy's clothes. Her skirt is orange.

1 Look at Peter's clothes. His shirt is green.

Look at Peter's clothes.  
His jacket is red.

...

# Language focus 2

grammar ppt, grammar video,  
language focus answer key ppt!

Our	hats	are	pink.
Their			brown.



Joe is introducing the characters in a play. Finish what he says.

Their T-shirts are red. Their shorts are blue.

We are Joe and Dan. Our hats are black. Our ...

They are Ben and Mandy. Their ... Their ...



Dan

Joe

Ben

Mandy



# Listening & Speaking



Listening skill



Listen for possessive adjectives

his her their

**A** Who are the children talking about?  
Listen and tick (✓) the correct children.



[speaking ppt, speaking video]

Speaking skill

Give praise

**B** Act out the conversation. Use different clothes.



: Hello, Sally!

: Hi! Nice hat!

: Thanks. I like your shoes too. They are quite cool.

: Thanks. They are my favourite shoes.

## Phonics

[phonics video, phonics song]

The letters *qu* usually make the consonant blend /kw/ in the initial position of a word (*queue* and *quay* are exceptions).

**j** jacket

Extra words: jeans, job, jam

**sh** shirt

Extra words: ship, shoe, shop


**qu** quiet

Extra words: quiz, question, quilt

Listen and write the correct letters. Say the sentences.

**j** The queen has a quacking duck.

**qu** ' Shh,' she says. 'You jump and  
**sh** talk too much.'





# Task

Make a board display of a class fashion show

[task ppt]

## STEP 1 ▶ Let's read

Writing skill



### Organise ideas

Write about the clothes from top to bottom.  
This makes your writing easy to follow.



Look at Ben.

His T-shirt is blue.

His trousers are blue.

His boots are red.

He is smart.

Add a comment  
about your friend.

### Tips

Remember



his



her



their

**STEP 2** ▶ Let's practise

Put the sentences in order. Write 1–3.

Look at Candy.

2 Her dress is red and white.

1 Her hat is red and white.

3 Her boots are black.

She is cute.



Tips



a T-shirt



a dress

+ is



shorts



trousers

+ are

**STEP 3** ▶ Let's write

Have a class fashion show and make a board display.

